

Select your language

- German
- English
- Spanish
- French
- Dutch
- Italian
- Polish
- Czech
- Russian
- Norwegian Bokmål

Worldwide English



H-P3 - Terminal shroud, 3p, for switch-disconnector P3



021999 H-P3

[Overview](#) [Specifications](#) [Resources](#)



021999 H-P3

Terminal shroud, 3p, for switch-disconnector P3

EL-Nummer (Norway)

1456532

Terminal shroud, Shroud for connection terminals for (busbar tag shroud), For use with: P3-.../E, .../Z, .../EA, .../N, .../XM, P3-...N, ...H11, ...N...H11, .../XM/H11, For use with: 3-pole open switch-disconnectors with neutral conductor N and/or H11 auxiliary contact



- Delivery program
- Design verification as per IEC/EN 61439
- Technical data ETIM 7.0
- Approvals
- Dimensions

Delivery program

Basic function

Terminal covers

Shroud for connection terminals for (busbar tag shroud)

For use with

P3-.../E, .../Z, .../EA, .../N, .../XM

P3-.../N, .../H11, .../N.../H11, .../XM/H11

For use with

3-pole open switch-disconnectors with neutral conductor N and/or H11 auxiliary contact

Cannot be used in conjunction with P3-30.../MCS.

Notes

The protective shroud is designed for mounting on the switch-disconnector on both sides; non-required parts can be broken off.

Design verification as per IEC/EN 61439

Technical data for design verification

Rated operational current for specified heat dissipation [I_r]

0 A

Heat dissipation per pole, current-dependent [P_{vid}]

0 W

Equipment heat dissipation, current-dependent [P_{vid}]

0 W

Static heat dissipation, non-current-dependent [P_{vs}]

0 W

Heat dissipation capacity [P_{diss}]

0 W

Operating ambient temperature min.

-25 °C

Operating ambient temperature max.

+50 °C

IEC/EN 61439 design verification

10.2 Strength of materials and parts 10.2.2 Corrosion resistance

Meets the product standard's requirements.

10.2 Strength of materials and parts 10.2.3.1 Verification of thermal stability of enclosures

Meets the product standard's requirements.

10.2 Strength of materials and parts 10.2.3.2 Verification of resistance of insulating materials to normal heat

Meets the product standard's requirements.

10.2 Strength of materials and parts 10.2.3.3 Verification of resistance of insulating materials to abnormal heat and fire due to internal electric effects

Meets the product standard's requirements.

10.2 Strength of materials and parts 10.2.4 Resistance to ultra-violet (UV) radiation

Meets the product standard's requirements.

10.2 Strength of materials and parts 10.2.5 Lifting

Does not apply, since the entire switchgear needs to be evaluated.

10.2 Strength of materials and parts 10.2.6 Mechanical impact

Does not apply, since the entire switchgear needs to be evaluated.

10.2 Strength of materials and parts 10.2.7 Inscriptions

Meets the product standard's requirements.

10.3 Degree of protection of ASSEMBLIES

Does not apply, since the entire switchgear needs to be evaluated.

10.4 Clearances and creepage distances

Meets the product standard's requirements.

10.5 Protection against electric shock

Does not apply, since the entire switchgear needs to be evaluated.

10.6 Incorporation of switching devices and components

Does not apply, since the entire switchgear needs to be evaluated.

10.7 Internal electrical circuits and connections

Is the panel builder's responsibility.

10.8 Connections for external conductors

Is the panel builder's responsibility.

10.9 Insulation properties 10.9.2 Power-frequency electric strength

Is the panel builder's responsibility.

10.9 Insulation properties 10.9.3 Impulse withstand voltage

Is the panel builder's responsibility.

10.9 Insulation properties 10.9.4 Testing of enclosures made of insulating material

Is the panel builder's responsibility.

10.10 Temperature rise

Not applicable.

10.11 Short-circuit rating

Is the panel builder's responsibility. The specifications for the switchgear must be observed.

10.12 Electromagnetic compatibility

Is the panel builder's responsibility. The specifications for the switchgear must be observed.

10.13 Mechanical function

The device meets the requirements, provided the information in the instruction leaflet (IL) is observed.

Technical data ETIM 7.0

Low-voltage industrial components (EG000017) / Accessories for low-voltage switch technology (EC002498)

Electric engineering, automation, process control engineering / Low-voltage switch technology / Component for low-voltage switching technology / Component for low-voltage switch technology (accessories) (ecl@ss10.0.1-27-37-13-92 [AKN570013])

Type of accessory

Cover

Approvals

North America Certification

UL/CSA certification not required

Dimensions



CAD data

- [Product-specific CAD data](#)
(Web)
- [3D Preview](#)
(Web)

DWG files

- [DA-CD-zz05](#)
File
(Web)

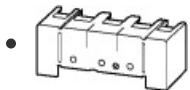
edz files

- [DA-CE-ETN.H-P3](#)
File
(Web)

Step files

- [DA-CS-zz05](#)
File
(Web)

3D drawing



[115I036](#)

Line drawing
Shroud

Product photo



[115A225](#)

Photo
Shroud

- [y7-21999_bk](#)
Photo



- [y7-21999_bt](#)
Photo



- [y7-21999_c](#)
Photo



- [y7-21999_l](#)
Photo



- [y7-21999_pkg](#)
Photo

- [y7-21999_pkgo](#)
Photo




- [y7-21999_r](#)
Photo



- [y7-21999_tp](#)
Photo


Dimensions single product


- 
[1150DIM-122](#)
Line drawing

Download-Center

- [Download-Center \(this item\)](#)
Eaton EMEA Download-Center - download data for this item
- [Download-Center](#)
Eaton EMEA Download-Center

 [Generate data sheet in PDF format](#)

 [Generate data sheet in Excel format](#)

 [Write a comment](#)

