

Select your language

- German
- English
- Spanish
- French
- Dutch
- Italian
- Polish
- Czech
- Russian
- Norwegian Bokmål

Worldwide English



Powering Business Worldwide

SVB-P3 - Thumb-grip, red, lockable with padlock, for P3



052999 SVB-P3

[Overview](#) [Specifications](#) [Resources](#)



052999 SVB-P3

Thumb-grip, red, lockable with padlock, for P3

EL-Nummer (Norway)

1456511

Handle, Basic function: Assembly kits, Function: main switch assembly kits, only for main switch, With padlocking feature, for interlocking the 0 position, Lockable with a maximum of 3 padlocks, For use with: T5B-.../E, .../Z, .../4, T5-.../E, .../Z, .../5, P3-63/E, .../Z, .../4, P3-100/E, .../Z, .../5, For use with: T5 and T5B up to max. 8 contact units, red/yellow, Type With red rotary handle and yellow locking ring, Emergency switching off/emergency stop: as emergency switching off/emergency stop function, Switching angle: 90 °





- Delivery program
- Design verification as per IEC/EN 61439
- Technical data ETIM 7.0
- Approvals
- Dimensions

Delivery program

Basic function

Assembly kits

Function

main switch assembly kits

only for main switch

With padlocking feature

for interlocking the 0 position

Lockable with a maximum of 3 padlocks

For use with

T5B-.../E, .../Z, .../A

T5-.../E, .../Z, .../A

P3-63/E, .../Z, .../A

P3-100/E, .../Z, .../A

For use with

T5 and T5B up to max. 8 contact units

red/yellow

Type

With red rotary handle and yellow locking ring

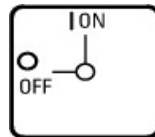
Emergency switching off/emergency stop

as emergency switching off/emergency stop function

Switching angle

90 °

Function



Design verification as per IEC/EN 61439

Technical data for design verification

Rated operational current for specified heat dissipation [I_r]

0 A

Heat dissipation per pole, current-dependent [P_{rd}]

0 W

Equipment heat dissipation, current-dependent [P_{rd}]

0 W

Static heat dissipation, non-current-dependent [P_{rs}]

0 W

Heat dissipation capacity [P_{diss}]

0 W

Operating ambient temperature min.

-25 °C

Operating ambient temperature max.

+50 °C

IEC/EN 61439 design verification

10.2 Strength of materials and parts 10.2.2 Corrosion resistance

Meets the product standard's requirements.

10.2 Strength of materials and parts 10.2.3.1 Verification of thermal stability of enclosures

Meets the product standard's requirements.

10.2 Strength of materials and parts 10.2.3.2 Verification of resistance of insulating materials to normal heat

Meets the product standard's requirements.

10.2 Strength of materials and parts 10.2.3.3 Verification of resistance of insulating materials to abnormal heat and fire due to internal electric effects

Meets the product standard's requirements.

10.2 Strength of materials and parts 10.2.4 Resistance to ultra-violet (UV) radiation
Meets the product standard's requirements.

10.2 Strength of materials and parts 10.2.5 Lifting
Does not apply, since the entire switchgear needs to be evaluated.

10.2 Strength of materials and parts 10.2.6 Mechanical impact
Does not apply, since the entire switchgear needs to be evaluated.

10.2 Strength of materials and parts 10.2.7 Inscriptions
Meets the product standard's requirements.

10.3 Degree of protection of ASSEMBLIES
Does not apply, since the entire switchgear needs to be evaluated.

10.4 Clearances and creepage distances
Meets the product standard's requirements.

10.5 Protection against electric shock
Does not apply, since the entire switchgear needs to be evaluated.

10.6 Incorporation of switching devices and components
Does not apply, since the entire switchgear needs to be evaluated.

10.7 Internal electrical circuits and connections
Is the panel builder's responsibility.

10.8 Connections for external conductors
Is the panel builder's responsibility.

10.9 Insulation properties 10.9.2 Power-frequency electric strength
Is the panel builder's responsibility.

10.9 Insulation properties 10.9.3 Impulse withstand voltage
Is the panel builder's responsibility.

10.9 Insulation properties 10.9.4 Testing of enclosures made of insulating material
Is the panel builder's responsibility.

10.10 Temperature rise
Not applicable.

10.11 Short-circuit rating
Is the panel builder's responsibility. The specifications for the switchgear must be observed.

10.12 Electromagnetic compatibility
Is the panel builder's responsibility. The specifications for the switchgear must be observed.

10.13 Mechanical function
The device meets the requirements, provided the information in the instruction leaflet (IL) is observed.

Technical data ETIM 7.0

Low-voltage industrial components (EG000017) / Handle for power circuit breaker (EC000229)
Electric engineering, automation, process control engineering / Low-voltage switch technology / Circuit breaker (LV < 1 kV) / Handle for switch devices (ecl@ss10.0.1-27-37-04-14 [AKF012014])

Lockable
Yes

Colour
Red

Suitable for emergency stop
No

With extension shaft
No

Suitable for power circuit breaker
No

Suitable for switch disconnecter
Yes

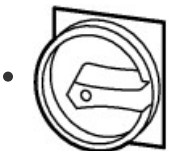
Approvals

North America Certification
UL/CSA certification not required

Dimensions

3 padlocks

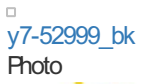
3D drawing



Product photo



115A065
Photo
Main switch



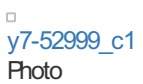
y7-52999_bk
Photo



y7-52999_bt
Photo



y7-52999_c
Photo



y7-52999_c1
Photo



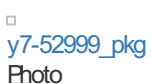
y7-52999_c2
Photo




y7-52999_l
Photo



y7-52999_pk1
Photo



y7-52999_pkg
Photo



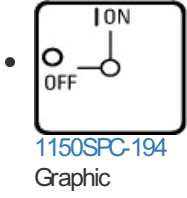
y7-52999_pkgo
Photo



y7-52999_r
Photo



Symbol



Download-Center

- [Download-Center \(this item\)](#)
Eaton EMEA Download-Center - download data for this item
- [Download-Center](#)
Eaton EMEA Download-Center

 [Generate data sheet in PDF format](#)

 [Generate data sheet in Excel format](#)

 [Write a comment](#)

[Imprint](#) [Privacy Policy](#) [Legal Disclaimer](#) [Terms and Conditions](#)

© 2021 by Eaton Industries GmbH