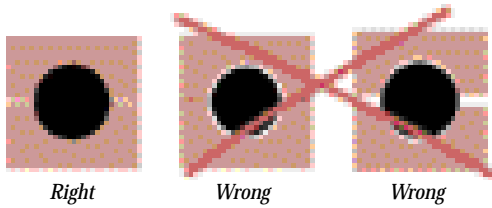
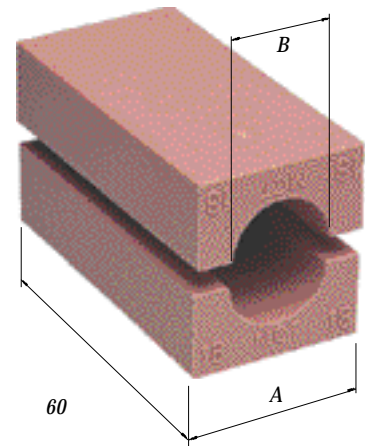


# Standard Insert Blocks

Our range of blocks accomodates cables between 4 and 100 mm in diameter. It is important that the insert block is the right size, with respect to the cable, to ensure a proper seal.

Measure the cable diameters carefully and choose insert blocks accordingly. With the sizing chart on next page you can choose the correct size of insert blocks.

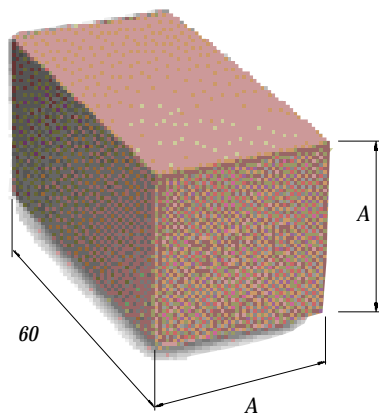
Blocks are referred to by their width (A) and hole diameter (B). Thus a block with a width of 15 mm and a hole diameter of 4 mm is referred to as 15/4. This designation is moulded into the block.



# Spare Blocks

Surplus room in each frame is filled out with solid insert blocks. Called spares, they bear the designation A/0.

Blocks are referred to by their width (A), followed by the designation /0 (indicating solid). Thus a block with a width and height of 15 mm is referred to as 15/0. The length of insert blocks is always 60 mm.



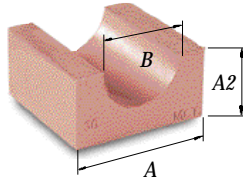
BLOCK SIZE Width (A) = Height (A)	BLOCK DESIGNATION
5 x5 Only in strips of 24 pcs	24 x 5/0
10 x10 Only in strips of 12 pcs	12 x 10/0
15 x 15	15/0
20 x 20	20/0
30 x 30	30/0
40 x 40	40/0
60 x 60	60/0
90 x 90	90/0
120 x 120	120/0
120 x 60	120 x 60/0

Size in mm

CABLE DIAM.	A				B
	15	20	30	40	
3.5-4.5	15/4	20/4			4
4.5-5.5	15/5	20/5			5
5.5-6.5	15/6	20/6			6
6.5-7.5	15/7	20/7			7
7.5-8.5	15/8	20/8			8
8.5-9.5	15/9	20/9			9
9.5-10.5		20/10			10
10.5-11.5		20/11			11
11.5-12.5		20/12	30/12		12
12.5-13.5		20/13	30/13		13
13.5-14.5		20/14	30/14		14
14.5-15.5		20/15	30/15		15
15.5-16.5		20/16	30/16		16
16.5-17.5			30/17		17
17.5-18.5			30/18		18
18.5-19.5			30/19		19
19.5-20.5			30/20		20
20.5-21.5			30/21		21
21.5-22.5			30/22	40/22	22
22.5-23.5			30/23	40/22	23
23.5-24.5			30/24	40/24	24

CABLE DIAM.	A			B
	40	60	90	
25.5-27.5	40/26			26
27.5-29.5	40/28			28
29.5-31.5	40/30			30
31.5-33.5	40/32	60/32		32
33.5-35.5	40/34	60/34		34
35.5-37.5		60/36		36
37.5-39.5		60/38		38
39.5-41.5		60/40		40
41.5-43.5		60/42		42
43.5-45.5		60/44		44
45.5-47.5		60/46		46
47.5-49.5		60/48		48
49.5-51.5		60/50	90/50	50
51.5-53.5		60/52	90/52	52
53.5-55.5		60/54	90/54	54

CABLE DIAM.	A		B
	90	120	
55.5-57.5	90/56		56
57.5-59.5	90/58		58
59.5-61.5	90/60		60
61.5-63.5	90/62		62
63.5-65.5	90/64		64
65.5-67.5	90/66		66
67.5-69.5	90/68		68
69.5-71.5	90/70		70
71.5-73.5		120/72	72
73.5-75.5		120/74	74
75.5-77.5		120/76	76
77.5-79.5		120/78	78
79.5-81.5		120/80	80
81.5-83.5		120/82	82
83.5-85.5		120/84	84
85.5-87.5		120/86	86
87.5-89.5		120/88	88
89.5-91.5		120/90	90
91.5-93.5		120/92	92
93.5-95.5		120/94	94
95.5-97.5		120/96	96
97.5-99.5		120/98	98
99.5-101.5		120/100	100



Blocks are referred to by their width(A) and hole diameter (B). Thus a module with a width of 15 mm and a hole diameter of 4 mm is referred to as 15 /4.

Weight in grams per half

BLOCK	WEIGHT	BLOCK	WEIGHT	BLOCK	WEIGHT	BLOCK	WEIGHT	BLOCK	WEIGHT
24 x 5/0	58	20/6	17	30/19	28	60/42	104	120/72	494
12 x 10/0	113	20/7	17	30/20	27	60/44	98	120/74	485
15/0	20	20/8	16	30/21	25	60/46	91	120/76	472
20/0	38	20/9	15	30/22	24	60/48	84	120/78	462
30/0	84	20/10	14	30/23	22	60/50	77	120/80	448
40/0	150	20/11	13	30/24	21	60/52	59	120/82	437
60/0	338	20/12	13	40/22	57	60/54	61	120/84	425
90/0	766	20/13	12	40/24	54	90/50	287	120/86	415
120/0	1,374	20/14	11	40/26	50	90/52	279	120/88	403
15/4	10	20/15	10	40/28	47	90/54	273	120/90	385
15/5	10	20/16	9	40/30	42	90/56	262	120/92	368
15/6	10	30/12	36	40/32	37	90/58	255	120/94	360
15/7	10	30/13	36	40/34	32	90/60	243	120/96	351
15/8	9	30/14	35	60/32	131	90/62	239	120/98	332
15/9	8	30/15	34	60/34	127	90/64	229	120/100	313
20/4	18	30/16	33	60/36	122	90/66	220	120/108	243
20/5	18	30/17	31	60/38	116	90/68	211		
		30/18	30	60/40	110	90/70	204		