

RCCB, 2-pole, type A, In: 63 A, 300 mA, Un AC: 230 V



Model	
Product brand name	SENTRON
Product designation	RCCB
Design of the product	Instantaneous
General technical data	
Number of poles	2
Size of installation devices / acc. to DIN 43880	1
Protection against electrical shock	Finger and back-of-hand safe
Short-circuit current rating	10 kA
circuit-breaker / Design	5SV3
Mechanical service life (switching cycles) / typical	10 000
Switching function / short-term delayed	No
Overvoltage category	III
Supply voltage	
Supply voltage	
<ul style="list-style-type: none"> • at AC / rated value • for testing equipment / minimum 	<p>230 V</p> <p>100 V</p>
Supply voltage frequency	

- rated value

50 Hz

Protection class

Protection class IP

IP20, if the distribution board is installed, with connected conductors

Switching capacity

Switching capacity current / according to IEC 61008-1 / rated value

0.8 kA

Dissipation

Power loss [W]

- for rated value of the current / at AC / in hot operating state / per pole

2.7 W

Electricity

Tripping residual current / rated value

300 mA

rated current I_n / IEC, DIN/VDE / at 40 Cel

63 A

Type of fault current

A

Current / at AC / rated value

63 A

I²t-value / permissible

25 410 A²·s

Surge current resistance / rated value

1 kA

Product details

Product feature / silicon-free

Yes

Product extension / can be installed / supplementary devices

Yes

Number

Number of test cycles / for environmental testing / acc. to IEC 60068-2-30

28

Connections

Connectable conductor cross-section / stranded

- minimum
- maximum

0.75 mm²

35 mm²

Connectable conductor cross-section / solid

- minimum
- maximum

0.75 mm²

35 mm²

Tightening torque / with screw-type terminals

- minimum
- maximum

2.5 N·m

3 N·m

Position / of power supply cord

top or bottom

Mechanical Design

Height

90 mm

Width

36 mm

Depth

70 mm

Mounting position	any
Installation depth	70 mm
Number of width units	2
Mounting type	DIN rail (REG)
Net weight	209 g

Environmental conditions

Ambient temperature

- minimum -25 °C
- maximum 45 °C
- during storage / minimum permissible -40 °C
- during storage / maximum permissible 75 °C

Certificates

Equipment marking

- acc. to DIN EN 61346-2 F
- acc. to DIN EN 81346-2 F

General Product Approval



[Miscellaneous](#)

Declaration of Conformity



Further information

Information- and Downloadcenter (Catalogs, Brochures,...)

<http://www.siemens.com/lowvoltage/catalogs>

Industry Mall (Online ordering system)

<https://mall.industry.siemens.com/mall/en/en/Catalog/product?mlfb=5SV3616-6>

Service&Support (Manuals, Certificates, Characteristics, FAQs,...)

<https://support.industry.siemens.com/cs/ww/en/ps/5SV3616-6>

Image database (product images, 2D dimension drawings, 3D models, device circuit diagrams, ...)

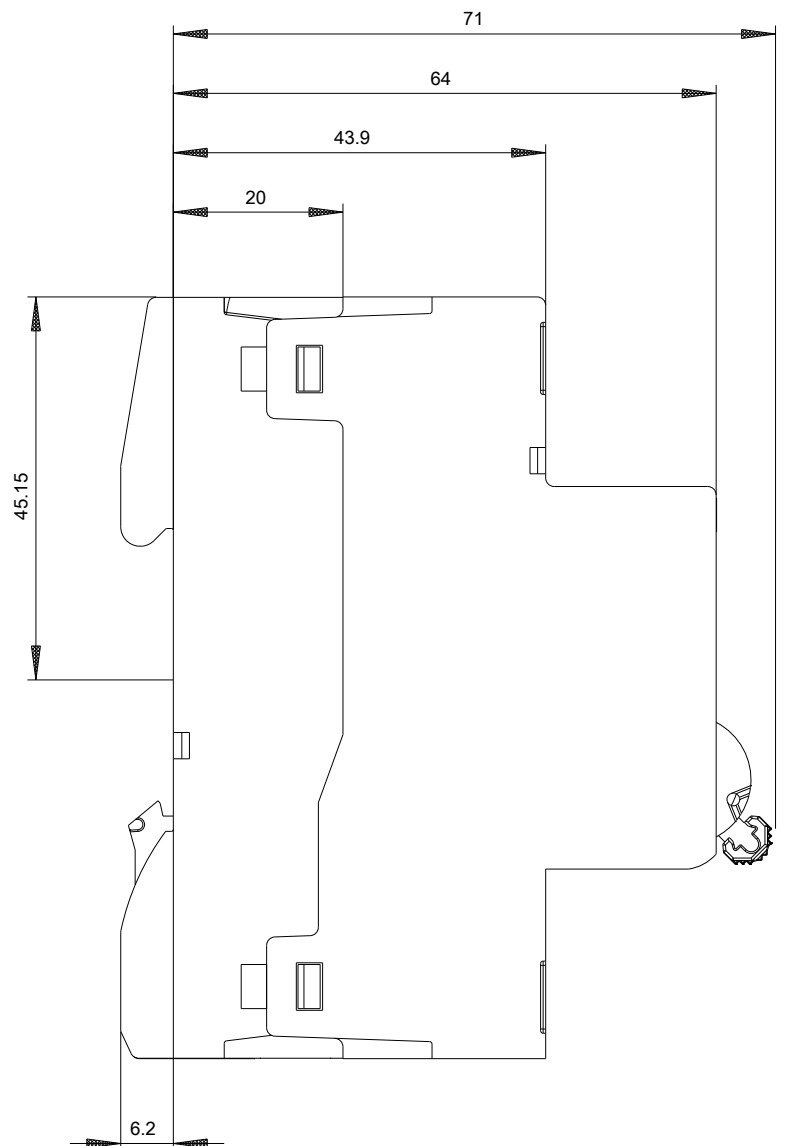
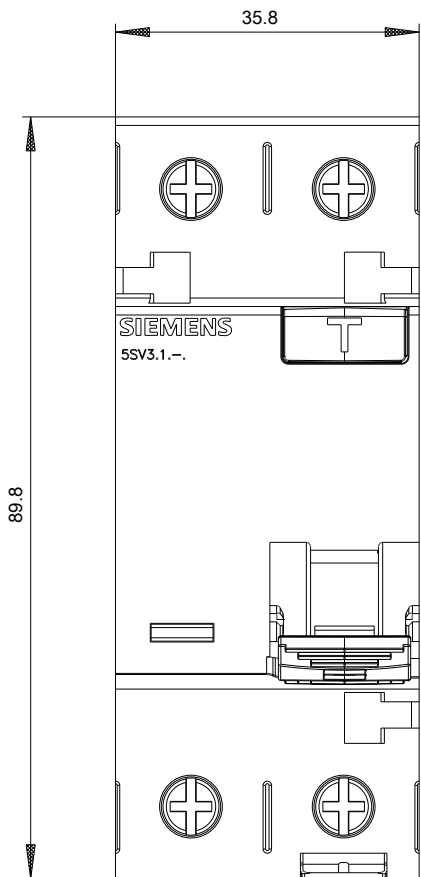
http://www.automation.siemens.com/bilddb/cax_en.aspx?mlfb=5SV3616-6

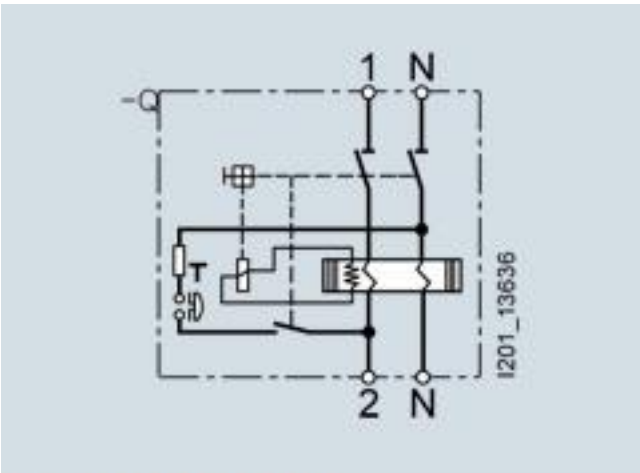
CAX-Online-Generator

<http://www.siemens.com/cax>

Tender specifications

<http://www.siemens.com/specifications>





Internal circuit diagram IEC