

ANALOG MODULE; 2 INPUTS AND 1 OUTPUT FOR ANALOG SIGNALS 0/4...20MA; MAXIMAL 1 ANALOG MODULE PER BASE UNIT 2



Product brand name	SIRIUS
Product designation	analog modules

General technical data

Product component	
<ul style="list-style-type: none"> • input for thermistor connection • input for analog temperature sensors • input for ground fault detection 	No No No
Insulation voltage	
<ul style="list-style-type: none"> • rated value 	300 V
Surge voltage resistance rated value	4 000 V
Protection class IP	IP20
Vibration resistance	1-6 Hz / 15 mm; 6-500 Hz / 2 g
Certificate of suitability	CE / UL / CSA / CCC / C-Tick (RCM) / GOST / NOM / ABS / DNV / GL / LRS / RoHS
Equipment marking	
<ul style="list-style-type: none"> • acc. to DIN EN 61346-2 • acc. to DIN EN 81346-2 	B B

Electromagnetic compatibility

EMC emitted interference	
<ul style="list-style-type: none"> • acc. to IEC 60947-1 	class A
Conducted interference	
<ul style="list-style-type: none"> • due to burst acc. to IEC 61000-4-4 	1 kV
<ul style="list-style-type: none"> • due to conductor-earth surge acc. to IEC 61000-4-5 	2 kV
<ul style="list-style-type: none"> • due to conductor-conductor surge acc. to IEC 61000-4-5 	1 kV
Field-bound parasitic coupling acc. to IEC 61000-4-3	10 V/m

Inputs/ Outputs

Number of inputs	2
Number of digital inputs	0
Number of analog inputs	2
Number of outputs	1
Number of outputs as contact-affected switching element	0
Number of analog outputs	1
Number of semiconductor outputs	0

Installation/ mounting/ dimensions

Mounting position	any
Mounting type	screw and snap-on mounting
Height	92 mm
Width	22.5 mm
Depth	124 mm

Connections/Terminals

Type of electrical connection	
<ul style="list-style-type: none"> • for auxiliary and control current circuit 	screw-type terminals






Ambient conditions





Ambient temperature	
<ul style="list-style-type: none"> • during operation 	-25 ... +60 °C
<ul style="list-style-type: none"> • during storage 	-40 ... +80 °C
<ul style="list-style-type: none"> • during transport 	-40 ... +80 °C
Relative humidity	
<ul style="list-style-type: none"> • during operation 	5 ... 95 %


Safety related data

Protection against electrical shock	finger-safe
--	-------------

Certificates/approvals

General Product Approval			EMC	Declaration of Conformity	Test Certificates
 CSA	 UL		 C-Tick	 EG-Konf.	Type Test Certificates/Test Report

Test Certificates	Shipping Approval				other
Special Test Certificate	 ABS	 DNV	 GL	 RMRS	Confirmation

other		
PROFIsafe-Certification	PROFINET-Certification	 Profibus

Further information

Information- and Downloadcenter (Catalogs, Brochures,...)

<http://www.siemens.com/industrial-controls/catalogs>

Industry Mall (Online ordering system)

<https://mall.industry.siemens.com/mall/en/en/Catalog/product?mlfb=3UF7400-1AA00-0>

Cax online generator

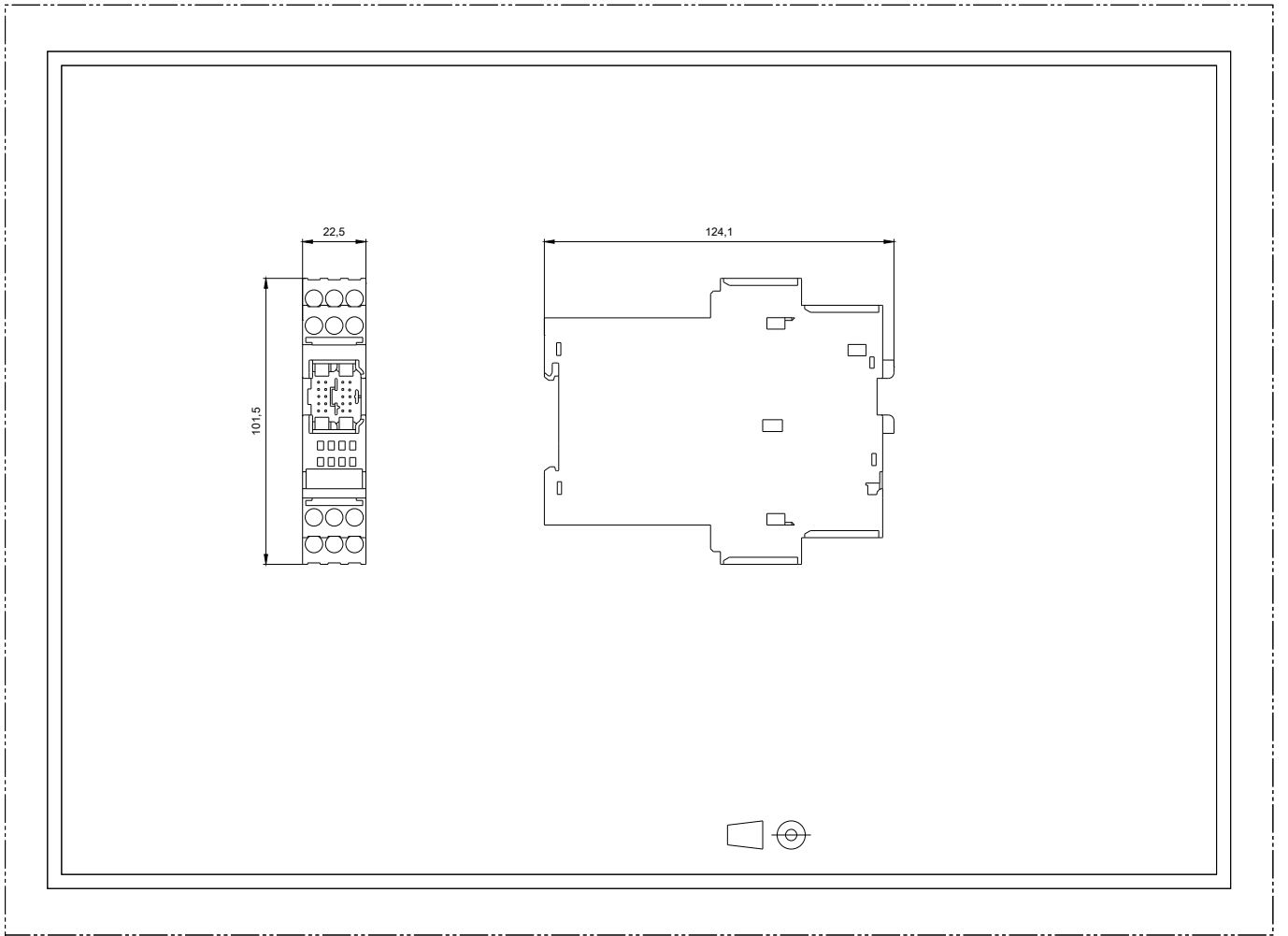
<http://support.automation.siemens.com/WW/CAXorder/default.aspx?lang=en&mlfb=3UF7400-1AA00-0>

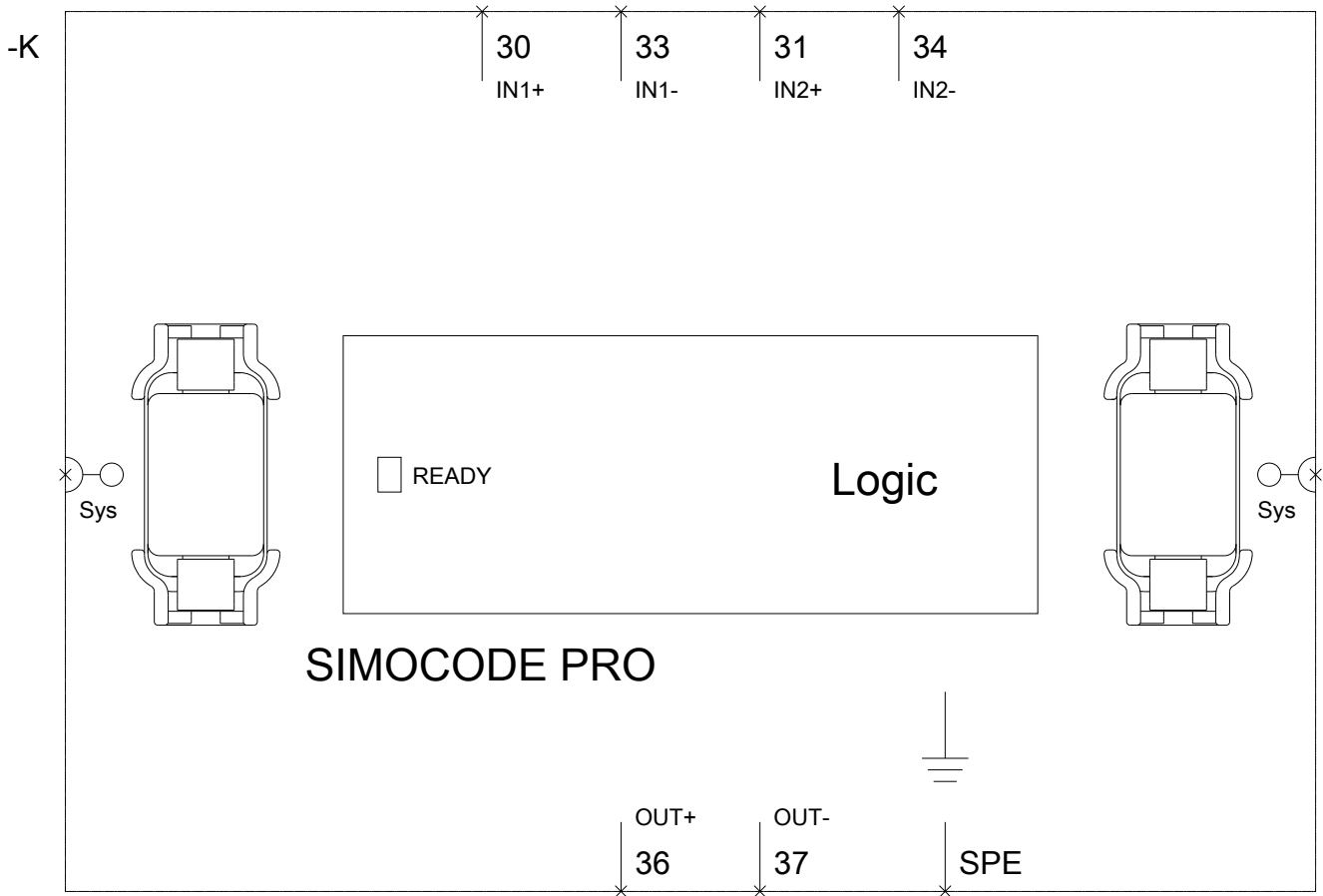
Service&Support (Manuals, Certificates, Characteristics, FAQs,...)

<https://support.industry.siemens.com/cs/ww/en/ps/3UF7400-1AA00-0>

Image database (product images, 2D dimension drawings, 3D models, device circuit diagrams, EPLAN macros, ...)

http://www.automation.siemens.com/bilddb/cax_de.aspx?mlfb=3UF7400-1AA00-0&lang=en





last modified:

07/07/2017