

CURRENT MEASURING MODULE; SET CURRENT 20...200A;
OVERALL WIDTH 120MM; BUS BAR CONNECTION



product brandname	SIRIUS
Product designation	Current measuring module
General technical data	
Product function	
• Current measurement	Yes
• voltage measurement	No
• active power measurement	No
• Power measurement	No
• frequency measurement	No
Product component	
• input for thermistor connection	No
Insulation voltage	
• with degree of pollution 3 rated value	690 V
Surge voltage resistance rated value	8 000 V
Protection class IP	IP00
Shock resistance	
• acc. to IEC 60068-2-27	15g / 11 ms
Vibration resistance	1-6 Hz / 15 mm; 6-500 Hz / 2 g
Equipment marking	

- acc. to DIN EN 81346-2

F

Electromagnetic compatibility

EMC emitted interference	
<ul style="list-style-type: none"> • acc. to IEC 60947-1 	class A
Conducted interference	
<ul style="list-style-type: none"> • due to burst acc. to IEC 61000-4-4 	2 kV
<ul style="list-style-type: none"> • due to conductor-earth surge acc. to IEC 61000-4-5 	2 kV
<ul style="list-style-type: none"> • due to conductor-conductor surge acc. to IEC 61000-4-5 	1 kV
Field-bound parasitic coupling acc. to IEC 61000-4-3	10 V/m

Inputs/ Outputs

Number of outputs as contact-affected switching element	0
--	---

Protective and monitoring functions

Product function	
<ul style="list-style-type: none"> • power factor monitoring 	No
<ul style="list-style-type: none"> • voltage detection 	No

Motor protection functions

Product function	
<ul style="list-style-type: none"> • Current detection 	Yes
<ul style="list-style-type: none"> • Overload protection 	Yes

Installation/ mounting/ dimensions

Mounting position	any
Mounting type	direct mounting / stand-alone installation
Height	119 mm
Width	120 mm
Depth	145 mm
Required spacing	
<ul style="list-style-type: none"> • top 	30 mm
<ul style="list-style-type: none"> • bottom 	30 mm
<ul style="list-style-type: none"> • left 	0 mm
<ul style="list-style-type: none"> • right 	0 mm

Connections/Terminals

Type of electrical connection	
<ul style="list-style-type: none"> • for main current circuit 	busbar connection

Ambient conditions

Ambient temperature	
<ul style="list-style-type: none"> • during operation 	-25 ... +60 °C
<ul style="list-style-type: none"> • during storage 	-40 ... +80 °C

• during transport	-40 ... +80 °C
Relative humidity	
• during operation	5 ... 95 %

Short-circuit protection

Product function Short circuit protection	No
--	----






Main circuit

Number of poles for main current circuit	3
Adjustable pick-up value current of the current-dependent overload release	20 ... 200 A
Operating voltage	
• at AC	
— at 50 Hz rated value	110 ... 690 V
— at 60 Hz rated value	110 ... 690 V
Operating frequency rated value	50 ... 60 Hz

Control circuit/ Control



Type of voltage	AC
Type of voltage of the control supply voltage	AC

Certificates/approvals

General Product Approval		EMC	For use in hazardous locations	
 CSA	 UL		 C-Tick	 ATEX

[Explosion Protection Certificate](#)

Declaration of Conformity	Test Certificates	Shipping Approval
 EG-Konf.	Type Test Certificates/Test Report	Special Test Certificate
		 ABS
		 DNV
		 LRS

Shipping Approval	other
 RMRS	Confirmation
	PROFIsafe-Certification
	 Profibus
	PROFINET-Certification

Further information

Information- and Downloadcenter (Catalogs, Brochures,...)
<http://www.siemens.com/industrial-controls/catalogs>

Industry Mall (Online ordering system)

<https://mall.industry.siemens.com/mall/en/en/Catalog/product?mlfb=3UF7103-1BA00-0>

Cax online generator

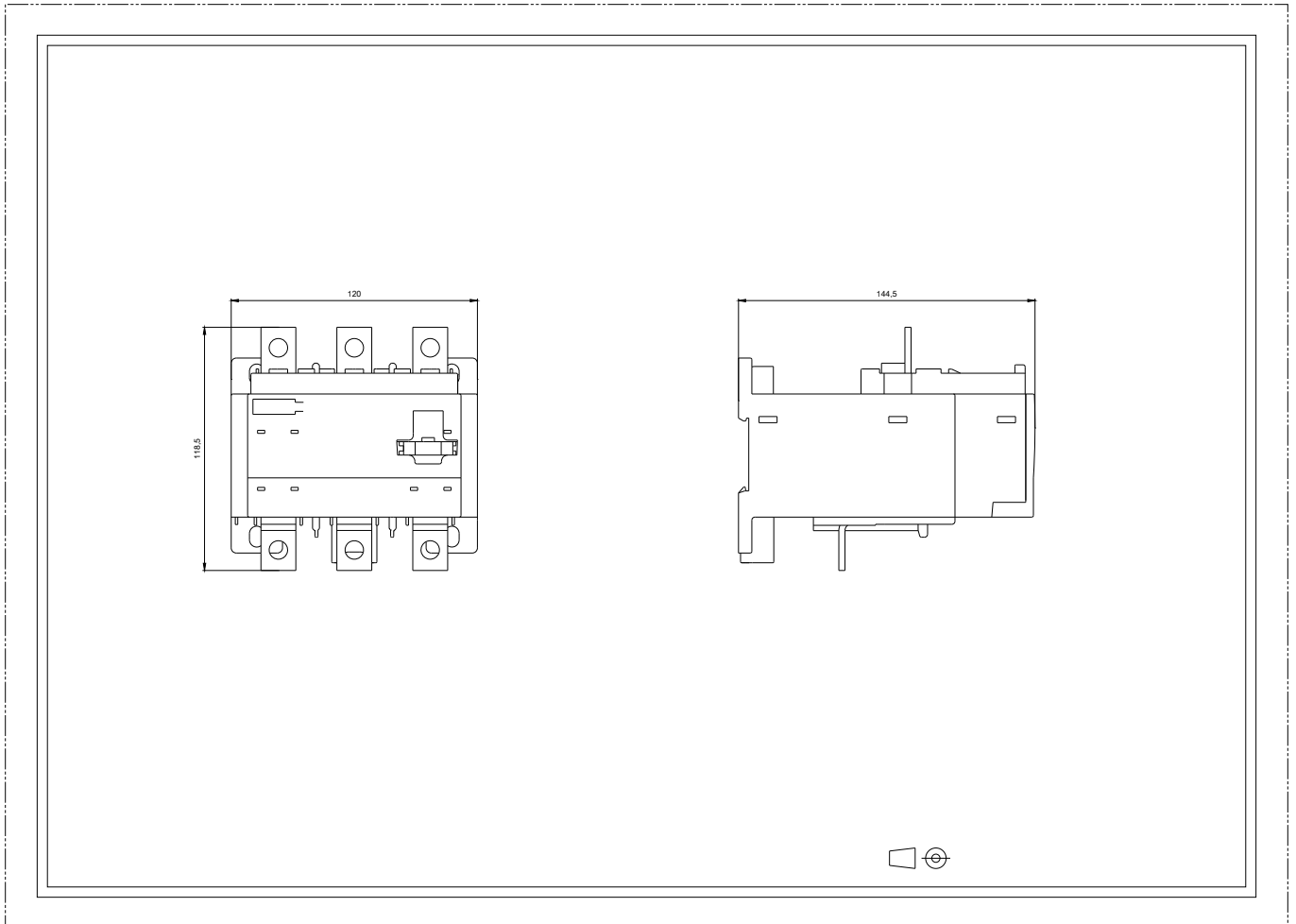
<http://support.automation.siemens.com/WW/CAXorder/default.aspx?lang=en&mlfb=3UF7103-1BA00-0>

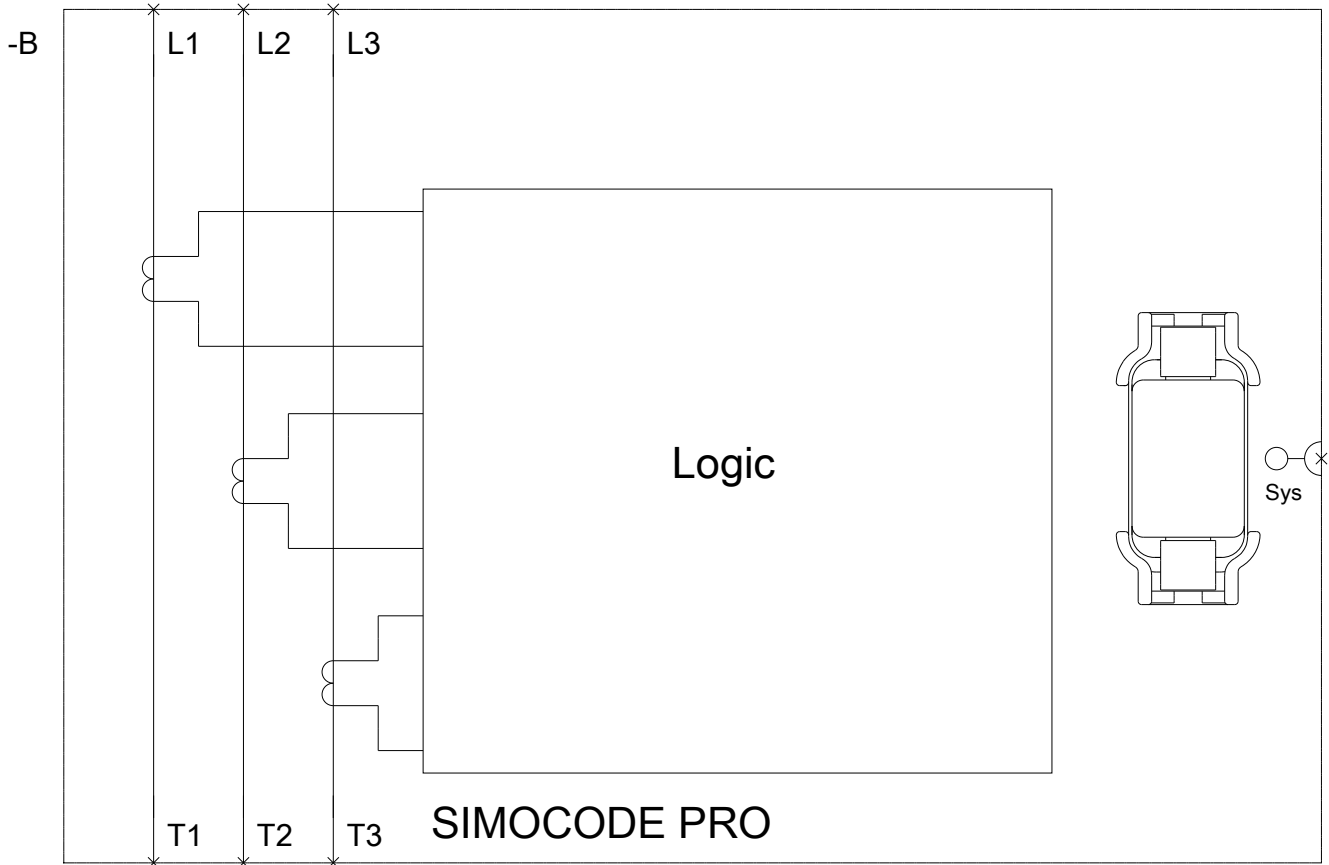
Service&Support (Manuals, Certificates, Characteristics, FAQs,...)

<https://support.industry.siemens.com/cs/ww/en/ps/3UF7103-1BA00-0>

Image database (product images, 2D dimension drawings, 3D models, device circuit diagrams, EPLAN macros, ...)

http://www.automation.siemens.com/bilddb/cax_de.aspx?mlfb=3UF7103-1BA00-0&lang=en





last modified:

08/04/2017