

SIRIUS SOFT STARTER, SIZE S0, 32A, 15KW/400V, 40 DEGREES, 200-480V AC, 24V AC/DC, SCREW TERMINALS



General technical data

product brandname		SIRIUS
<ul style="list-style-type: none"> • Product equipment Integrated bypass contact system 		Yes
<ul style="list-style-type: none"> • Product feature Thyristors 		Yes
Product function		
<ul style="list-style-type: none"> • Intrinsic device protection 		No
<ul style="list-style-type: none"> • motor overload protection 		No
<ul style="list-style-type: none"> • Evaluation of thermistor motor protection 		No
<ul style="list-style-type: none"> • External reset 		No
<ul style="list-style-type: none"> • Adjustable current limitation 		No
<ul style="list-style-type: none"> • Inside-delta circuit 		No
Product component Motor brake output		No
Equipment marking acc. to DIN EN 61346-2		Q
Equipment marking acc. to DIN 40719 extended according to IEC 204-2 acc. to IEC 750		G

Power Electronics

Product designation		Soft starter
----------------------------	--	--------------

Operating current		
• at 40 °C rated value	A	32
• at 50 °C rated value	A	29
• at 60 °C rated value	A	26
Mechanical power output for three-phase motors		
• at 230 V		
— at standard circuit at 40 °C rated value	W	7 500
• at 400 V		
— at standard circuit at 40 °C rated value	W	15 000
Yielded mechanical performance [hp] for three-phase AC motor at 200/208 V at standard circuit at 50 °C rated value	hp	7.5
Operating frequency rated value	Hz	50 ... 60
Relative negative tolerance of the operating frequency	%	-10
Relative positive tolerance of the operating frequency	%	10
Operating voltage at standard circuit rated value	V	200 ... 480
Relative negative tolerance of the operating voltage at standard circuit	%	-15
Relative positive tolerance of the operating voltage at standard circuit	%	10
Minimum load [% of IM]	%	10
Continuous operating current [% of I_e] at 40 °C	%	115
Power loss [W] at operating current at 40 °C during operation typical	W	13

Control electronics		
Type of voltage of the control supply voltage		AC/DC
Control supply voltage frequency 1 rated value	Hz	50
Control supply voltage frequency 2 rated value	Hz	60
Relative negative tolerance of the control supply voltage frequency	%	-10
Relative positive tolerance of the control supply voltage frequency	%	10
Control supply voltage 1 at AC		
• at 50 Hz rated value	V	24
• at 60 Hz rated value	V	24
Relative negative tolerance of the control supply voltage at AC at 60 Hz	%	-15
Relative positive tolerance of the control supply voltage at AC at 60 Hz	%	10
Control supply voltage 1 at DC rated value	V	24
Relative negative tolerance of the control supply voltage at DC	%	-15

Relative positive tolerance of the control supply voltage at DC	%	10
Display version for fault signal		red

Mechanical data

Size of engine control device		S0
Width	mm	45
Height	mm	125
Depth	mm	150
Mounting type		screw and snap-on mounting
Mounting position		With vertical mounting surface +/-10° rotatable, with vertical mounting surface +/- 10° tiltable to the front and back
Required spacing with side-by-side mounting		
• upwards	mm	60
• at the side	mm	15
• downwards	mm	40
Wire length maximum	m	300
Number of poles for main current circuit		3

Connections/Terminals

Type of electrical connection		
• for main current circuit		screw-type terminals
• for auxiliary and control current circuit		screw-type terminals
Number of NC contacts for auxiliary contacts		0
Number of NO contacts for auxiliary contacts		1
Number of CO contacts for auxiliary contacts		0
Type of connectable conductor cross-sections for main contacts for box terminal using the front clamping point		
• solid		2x (1 ... 2.5 mm ²), 2x (2.5 ... 6 mm ²)
• finely stranded with core end processing		2x (1 ... 2.5 mm ²), 2x (2.5 ... 6 mm ²)
Type of connectable conductor cross-sections at AWG conductors for main contacts for box terminal		
• using the front clamping point		1x 8, 2x (16 ... 10)
Type of connectable conductor cross-sections for auxiliary contacts		
• solid		2x (0.5 ... 2.5 mm ²)
• finely stranded with core end processing		2x (0.5 ... 1.5 mm ²)
Type of connectable conductor cross-sections at AWG conductors		
• for auxiliary contacts		2x (20 ... 14)
• for auxiliary contacts finely stranded with core end processing		2x (20 ... 16)

Ambient conditions

Installation altitude at height above sea level	m	5 000
Environmental category		
<ul style="list-style-type: none"> during transport acc. to IEC 60721 during storage acc. to IEC 60721 during operation acc. to IEC 60721 		3K6 (no formation of ice, no condensation), 3C3 (no salt mist), 3S2 (sand must not get into the devices), 3M6 3K6 (no formation of ice, no condensation), 3C3 (no salt mist), 3S2 (sand must not get into the devices), 3M6 3K6 (no formation of ice, no condensation), 3C3 (no salt mist), 3S2 (sand must not get into the devices), 3M6
Ambient temperature		
<ul style="list-style-type: none"> during operation during storage 	°C	-25 ... +60
	°C	-40 ... +80
Derating temperature	°C	40
Protection class IP		IP20

Certificates/approvals

General Product Approval	EMC	Declaration of Conformity
--------------------------	-----	---------------------------



Test Certificates	other
-------------------	-------

[Type Test Certificates/Test Report](#)

[Miscellaneous](#)

[Environmental Confirmations](#)

[Confirmation](#)

UL/CSA ratings

Yielded mechanical performance [hp] for three-phase AC motor		
<ul style="list-style-type: none"> at 220/230 V <ul style="list-style-type: none"> at standard circuit at 50 °C rated value at 460/480 V <ul style="list-style-type: none"> at standard circuit at 50 °C rated value 	hp	7.5
	hp	20
Contact rating of auxiliary contacts according to UL		B300 / R300

Further information

Simulation Tool for Soft Starters (STS)
<https://support.industry.siemens.com/cs/ww/en/view/101494917>

Information- and Downloadcenter (Catalogs, Brochures,...)

<http://www.siemens.com/industrial-controls/catalogs>

Industry Mall (Online ordering system)

<https://mall.industry.siemens.com/mall/en/en/Catalog/product?mfb=3RW3027-1BB04>

Cax online generator


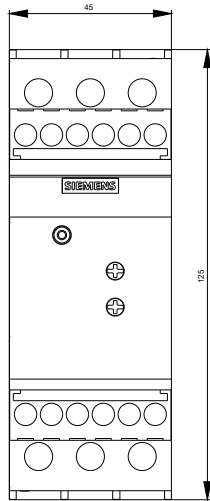
<http://support.automation.siemens.com/WW/CAXorder/default.aspx?lang=en&mfb=3RW3027-1BB04>

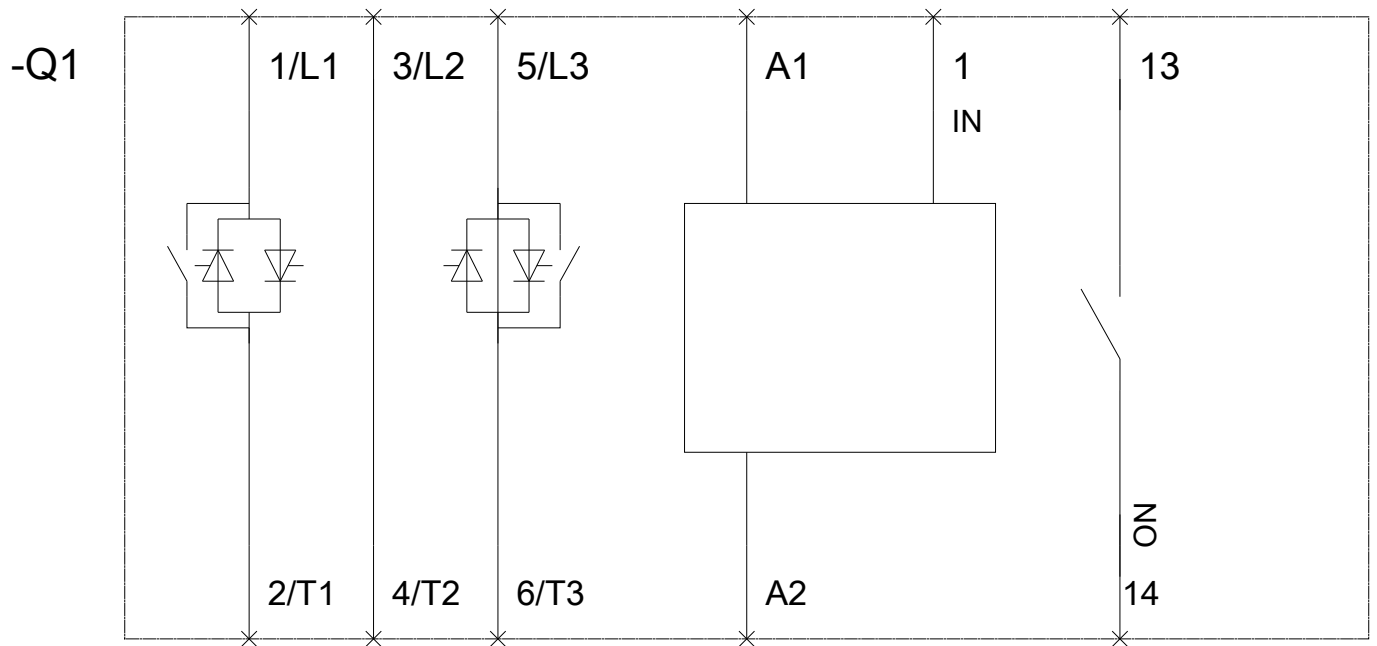
Service&Support (Manuals, Certificates, Characteristics, FAQs,...)

<https://support.industry.siemens.com/cs/ww/en/ps/3RW3027-1BB04>

Image database (product images, 2D dimension drawings, 3D models, device circuit diagrams, EPLAN macros, ...)

http://www.automation.siemens.com/bilddb/cax_de.aspx?mfb=3RW3027-1BB04&lang=en





last modified:

07/20/2017