

OVERLOAD RELAY, 3.5...5 A, 1NO+1NC, SIZE S00, CLASS 10,  
FOR CONTACTOR MOUNTING



Figure similar

<b>Product brand name</b>	SIRIUS
<b>Product designation</b>	thermal overload relay
<b>General technical data</b>	
<b>Size of overload relay</b>	S00
<b>Size of contactor can be combined company-specific</b>	S00
<b>Power loss [W] total typical</b>	6.6 W
Insulation voltage with degree of pollution 3 rated value	690 V
<b>Surge voltage resistance rated value</b>	6 kV
<b>Protection class IP</b>	
• on the front	IP20
<b>Type of protection</b>	DMT 98 ATEX G 001
<b>Protection against electrical shock</b>	finger-safe
Equipment marking acc. to DIN EN 81346-2	F
<b>Ambient conditions</b>	
<b>Ambient temperature</b>	
• during operation	-20 ... +70 °C

- during storage
- during transport

-55 ... +80 °C

-55 ... +80 °C

### Main circuit

<b>Number of poles for main current circuit</b>	3
<b>Adjustable pick-up value current of the current-dependent overload release</b>	3.5 ... 5 A
<b>Operating voltage</b>	
<ul style="list-style-type: none"> <li>• at AC-3 rated value maximum</li> </ul>	690 V

### Auxiliary circuit

<b>Number of NC contacts</b>	
<ul style="list-style-type: none"> <li>• for auxiliary contacts</li> </ul>	1
<b>Number of NO contacts</b>	
<ul style="list-style-type: none"> <li>• for auxiliary contacts</li> </ul>	1
<b>Number of CO contacts</b>	
<ul style="list-style-type: none"> <li>• for auxiliary contacts</li> </ul>	0
<b>Operating current of auxiliary contacts at AC-15</b>	
<ul style="list-style-type: none"> <li>• at 24 V</li> <li>• at 110 V</li> <li>• at 120 V</li> <li>• at 125 V</li> <li>• at 230 V</li> <li>• at 400 V</li> </ul>	3 A 3 A 3 A 3 A 2 A 1 A
<b>Operating current of auxiliary contacts at DC-13</b>	
<ul style="list-style-type: none"> <li>• at 24 V</li> <li>• at 110 V</li> <li>• at 125 V</li> <li>• at 220 V</li> </ul>	1 A 0.22 A 0.22 A 0.11 A

### Protective and monitoring functions

<b>Trip class</b>	CLASS 10
-------------------	----------

### Short-circuit protection

<b>Design of the fuse link</b>	
<ul style="list-style-type: none"> <li>• for short-circuit protection of the auxiliary switch required</li> </ul>	fuse gL/gG: 6 A, quick: 10 A

### Installation/ mounting/ dimensions

<b>Mounting position</b>	with vertical mounting surface +/-135° rotatable, with vertical mounting surface +/- 45° tiltable to the front and back
<b>Mounting type</b>	direct mounting
<b>Height</b>	87 mm
<b>Width</b>	45 mm
<b>Depth</b>	78 mm
<b>Required spacing</b>	

• with side-by-side mounting	
— forwards	0 mm
— Backwards	0 mm
— upwards	0 mm
— downwards	0 mm
— at the side	0 mm
• for grounded parts	
— forwards	0 mm
— Backwards	0 mm
— upwards	0 mm
— at the side	6 mm
— downwards	0 mm
• for live parts	
— forwards	0 mm
— Backwards	0 mm
— upwards	0 mm
— downwards	0 mm
— at the side	6 mm

## Connections/Terminals

<b>Product function</b>	
• removable terminal for auxiliary and control circuit	No
<b>Type of electrical connection</b>	
• for main current circuit	screw-type terminals
• for auxiliary and control current circuit	screw-type terminals
<b>Type of connectable conductor cross-sections</b>	
• for main contacts	
— solid	2x (0.5 ... 1.5 mm <sup>2</sup> ), 2x (0.75 ... 2.5 mm <sup>2</sup> ), 2x 4 mm <sup>2</sup> max.
— finely stranded with core end processing	2x (0.5 ... 1.5 mm <sup>2</sup> ), 2x (0.75 ... 2.5 mm <sup>2</sup> )
• at AWG conductors for main contacts	2x (20 ... 16), 2x (18 ... 14), 2x 12
<b>Type of connectable conductor cross-sections</b>	
• for auxiliary contacts	
— solid	2x (0.5 ... 1.5 mm <sup>2</sup> ), 2x (0.75 ... 2.5 mm <sup>2</sup> )
— finely stranded with core end processing	2x (0.5 ... 1.5 mm <sup>2</sup> ), 2x (0.75 ... 2.5 mm <sup>2</sup> )
• at AWG conductors for auxiliary contacts	2x (20 ... 16), 2x (18 ... 14)

## Certificates/approvals

General Product Approval	For use in hazardous locations
--------------------------	--------------------------------



CCC



CSA



UL



ATEX



IECEX

Declaration of Conformity	Test Certificates	Marine / Shipping
---------------------------	-------------------	-------------------



EG-Konf.

[Special Test Certificate](#)

[Type Test Certificates/Test Report](#)



ABS



BUREAU VERITAS



GL

Marine / Shipping	other
-------------------	-------



LRS



PRS



RINA



RMRS



DNVGL.COM/AF

[Miscellaneous](#)

other
-------

[Environmental Confirmations](#)

[Confirmation](#)

Further information
---------------------

**Information- and Downloadcenter (Catalogs, Brochures,...)**

<http://www.siemens.com/industrial-controls/catalogs>

**Industry Mall (Online ordering system)**

<https://mall.industry.siemens.com/mall/en/en/Catalog/product?mlfb=3RU1116-1FB0>

**Cax online generator**

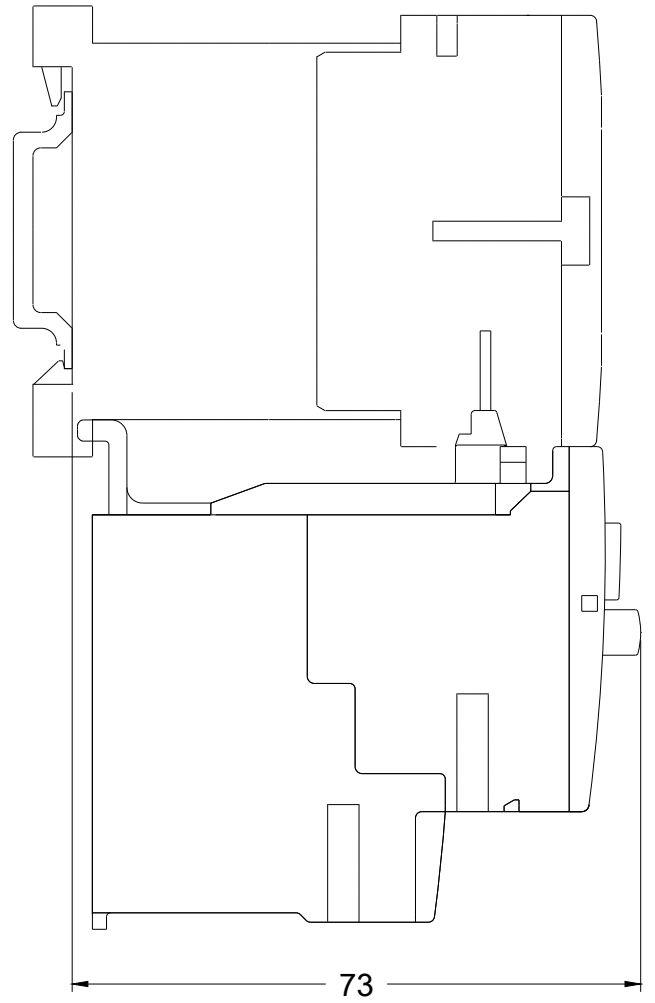
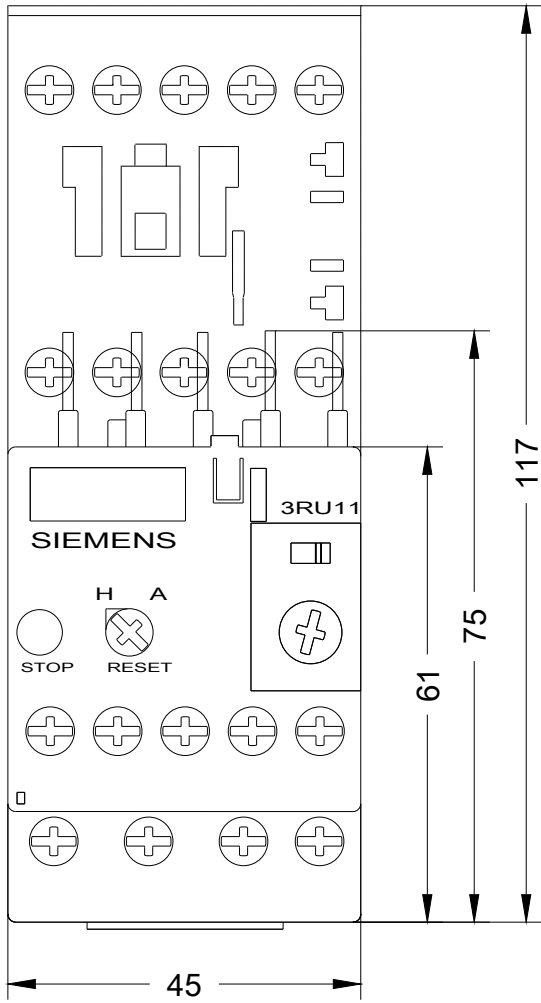
<http://support.automation.siemens.com/WW/CAXorder/default.aspx?lang=en&mlfb=3RU1116-1FB0>

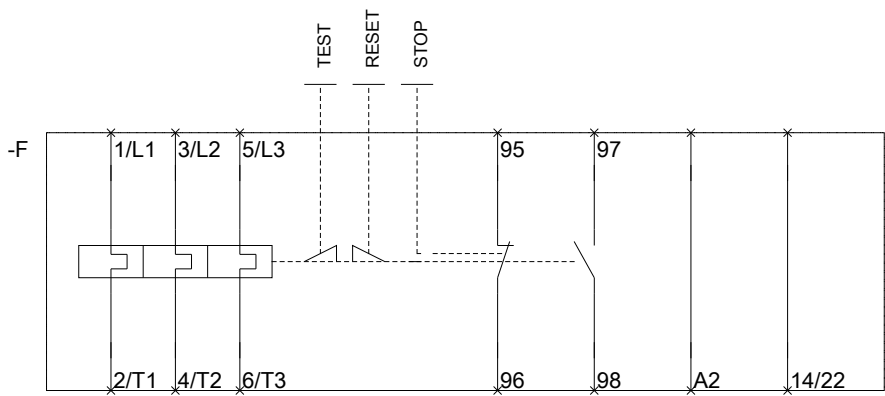
**Service&Support (Manuals, Certificates, Characteristics, FAQs,...)**

<https://support.industry.siemens.com/cs/ww/en/ps/3RU1116-1FB0>

**Image database (product images, 2D dimension drawings, 3D models, device circuit diagrams, EPLAN macros, ...)**

[http://www.automation.siemens.com/bilddb/cax\\_de.aspx?mlfb=3RU1116-1FB0&lang=en](http://www.automation.siemens.com/bilddb/cax_de.aspx?mlfb=3RU1116-1FB0&lang=en)





last modified:

07/14/2017