

AS-INTERFACE COMPACT MOD. K45, IP67, DIGITAL, 4 INPUTS 4 X 1 INPUT, 200MA MAX., PNP 4 X M12 SOCKET



General technical data	
Design of the product	digital I/O modules for operation in the field, IP67 - K45
Type	4 inputs
Design of the slave type	standard slave
I/O configuration	0
ID/ID2 code	0/F
Number I/O sockets	4
Type of electrical connection of the inputs and outputs	M12 screw-type terminals
AS interface total current input max	270 mA
operating voltage according to AS-Interface spezifikation	26.5 ... 31.6 V
Ground terminal	Using PIN5 on the M12 sockets. Outgoing via flat tab sleeve (2.8 x 0.8 mm form A)
Addressing	front addressing socket
AS interface Connection Polarity reversal protection	built-in
Delivery note	the modules are delivered without mounting plate
Note 1	All K45 compact modules are delivered with stainless steel screws/sockets

Sensor supply	
Type of voltage supply for power supply	using AS-Interface
Input voltage	20 ... 30 V
Property of the sensor supply Short-circuit and overload resistant	Yes
Ampacity of the sensor supply for all inputs	200 mA
<ul style="list-style-type: none"> at ambient temperature 40 °C 	

Inputs	
Number of digital inputs	4
Type of connection	2- and 3-wire technology
Input circuit	PNP transistor
Type of voltage of the input voltages	DC
Inputs switching level High min	10 V
Input current at digital input	6 mA 1.5 mA
<ul style="list-style-type: none"> for signal <1> minimum with signal <0> maximum 	
Inputs sensor supply using AS-Interface	short-circuit and overload resistant
Inputs socket assignment	sensor supply L+ data input sensor supply L- data input ground terminal
<ul style="list-style-type: none"> PIN 1 	
<ul style="list-style-type: none"> PIN 2 	
<ul style="list-style-type: none"> PIN 3 	
<ul style="list-style-type: none"> PIN 4 PIN 5 	
Design of the pin assignment of the inputs	standard assignment

Outputs	
Number of digital outputs	0
Status display	yellow LED not required green/red dual LED
<ul style="list-style-type: none"> display of I/Os 	
<ul style="list-style-type: none"> display of Uaux display of AS-Interface/diagnostics 	
Assignment of data bits	PIN 4/2 = IN1 (D0) PIN 4/2 = IN2 (D1) PIN 4/2 = IN3 (D2) PIN 4/2 = IN4 (D3)
<ul style="list-style-type: none"> socket 	
<ul style="list-style-type: none"> socket 2 	
<ul style="list-style-type: none"> socket 3 socket 4 	







Ambient conditions	
Ambient temperature	-25 ... +85 °C -40 ... +85 °C
<ul style="list-style-type: none"> during operation during storage 	
Protection class IP	IP67






Mechanical data

Width	45 mm
Height	80 mm
Depth	30 mm
Mounting type	standard rail mounting/wall mounting using mounting plate for K45 compact module

Certificates/approvals

AS-Interface certificate	yes
Approvals	UL, CSA, shipbuilding

General Product Approval	Declaration of Conformity	Shipping Approval
 CSA  UL  EAC	 CE EG-Konf.	 ABS  BUREAU VERITAS

Shipping Approval	other
 LRS  PRS  RINA  RMRS	 ASI Environmental Confirmations

other
Confirmation Miscellaneous

Further information

- Information- and Downloadcenter (Catalogs, Brochures,...)**
<http://www.siemens.com/industrial-controls/catalogs>
- Industry Mall (Online ordering system)**
<https://mall.industry.siemens.com/mall/en/en/Catalog/product?mlfb=3RK1200-0CQ20-0AA3>
- Cax online generator**
<http://support.automation.siemens.com/WW/CAXorder/default.aspx?lang=en&mlfb=3RK1200-0CQ20-0AA3>
- Service&Support (Manuals, Certificates, Characteristics, FAQs,...)**
<https://support.industry.siemens.com/cs/ww/en/ps/3RK1200-0CQ20-0AA3>
- Image database (product images, 2D dimension drawings, 3D models, device circuit diagrams, EPLAN macros, ...)**
http://www.automation.siemens.com/bilddb/cax_de.aspx?mlfb=3RK1200-0CQ20-0AA3&lang=en

