

OVERLOAD RELAY 0.32...1.25 A FOR MOTOR PROTECTION
 SIZE S0, CLASS 20 CONTACTOR ASS. MAIN CIRCUIT: SPR.-
 LOAD.TERM. AUX.CIRCUIT: SPR.-LOAD.TERM. MANUAL-
 AUTOM.-RESET



Product brand name	SIRIUS
Product designation	solid-state overload relay
Product type designation	3RB3

General technical data	
Size of overload relay	S0
Size of contactor can be combined company-specific	S0
Power loss [W] total typical	0.1 W
Insulation voltage with degree of pollution 3 rated value	690 V
Surge voltage resistance rated value	6 kV
maximum permissible voltage for safe isolation	
<ul style="list-style-type: none"> in networks with grounded star point between auxiliary and auxiliary circuit 	300 V
<ul style="list-style-type: none"> in networks with grounded star point between auxiliary and auxiliary circuit 	300 V
<ul style="list-style-type: none"> in networks with grounded star point between main and auxiliary circuit 	600 V
<ul style="list-style-type: none"> in networks with grounded star point between main and auxiliary circuit 	690 V
Protection class IP	

<ul style="list-style-type: none"> • on the front • of the terminal 	IP20 IP20
Vibration resistance	1-6 Hz, 15 mm; 6-500 Hz, 20 m/s ² ; 10 cycles
Thermal current	1.25 A
Recovery time	
<ul style="list-style-type: none"> • after overload trip with automatic reset typical • after overload trip with remote-reset • after overload trip with manual reset 	3 min 0 min 0 min
Type of protection	II (2) G [Ex e] [Ex d] [Ex px] II (2) D [Ex t] [Ex p]
Protection against electrical shock	finger-safe
Equipment marking acc. to DIN EN 81346-2	F

Ambient conditions	
Ambient temperature	
<ul style="list-style-type: none"> • during operation • during storage • during transport 	-25 ... +60 °C -40 ... +80 °C -40 ... +80 °C
Temperature compensation	60 ... -25 °C

Main circuit	
Number of poles for main current circuit	3
Adjustable pick-up value current of the current-dependent overload release	0.32 ... 1.25 A
Operating voltage	
<ul style="list-style-type: none"> • rated value • at AC-3 rated value maximum 	690 V 690 V
Operating frequency rated value	50 ... 60 Hz
Operating current rated value	1.25 A
Operating power for three-phase motors at 400 V at 50 Hz	0.12 ... 0.37 kW

Auxiliary circuit	
Design of the auxiliary switch	integrated
Number of NC contacts	
<ul style="list-style-type: none"> • for auxiliary contacts — Note 	1 for contactor disconnection
Number of NO contacts	
<ul style="list-style-type: none"> • for auxiliary contacts — Note 	1 for message "tripped"
Number of CO contacts	
<ul style="list-style-type: none"> • for auxiliary contacts 	0
Operating current of auxiliary contacts at AC-15	
<ul style="list-style-type: none"> • at 24 V • at 110 V 	4 A 4 A

<ul style="list-style-type: none"> • at 120 V • at 125 V • at 230 V 	<p>4 A</p> <p>4 A</p> <p>3 A</p>
Operating current of auxiliary contacts at DC-13	
<ul style="list-style-type: none"> • at 24 V • at 60 V • at 110 V • at 125 V • at 220 V 	<p>2 A</p> <p>0.55 A</p> <p>0.3 A</p> <p>0.3 A</p> <p>0.11 A</p>

Protective and monitoring functions

Trip class	CLASS 20E
Design of the overload release	electronic

UL/CSA ratings

Full-load current (FLA) for three-phase AC motor	
<ul style="list-style-type: none"> • at 480 V rated value • at 600 V rated value 	<p>1.25 A</p> <p>1.25 A</p>
Contact rating of auxiliary contacts according to UL	B600 / R300

Short-circuit protection

Design of the fuse link	
<ul style="list-style-type: none"> • for short-circuit protection of the main circuit <ul style="list-style-type: none"> — with type of coordination 1 required — with type of assignment 2 required • for short-circuit protection of the auxiliary switch required 	<p>gG: 35 A, RK5: 6 A</p> <p>gG: 6 A</p> <p>fuse gG: 6 A</p>

Installation/ mounting/ dimensions

Mounting position	any
Mounting type	direct mounting
Height	109 mm
Width	45 mm
Depth	85 mm
Required spacing	
<ul style="list-style-type: none"> • with side-by-side mounting <ul style="list-style-type: none"> — forwards — Backwards — upwards — downwards — at the side • for grounded parts <ul style="list-style-type: none"> — forwards — Backwards 	<p>0 mm</p> <p>0 mm</p> <p>0 mm</p> <p>0 mm</p> <p>0 mm</p> <p>6 mm</p> <p>0 mm</p>

— upwards	6 mm
— at the side	6 mm
— downwards	6 mm
• for live parts	
— forwards	6 mm
— Backwards	0 mm
— upwards	6 mm
— downwards	6 mm
— at the side	6 mm

Connections/Terminals

Product function	
• removable terminal for auxiliary and control circuit	Yes
Type of electrical connection	
• for main current circuit	spring-loaded terminals
• for auxiliary and control current circuit	spring-loaded terminals
Arrangement of electrical connectors for main current circuit	Top and bottom
Type of connectable conductor cross-sections	
• for main contacts	
— solid	1x (1 ... 10 mm ²)
— stranded	1x 10 mm ²
— single or multi-stranded	1x (1 ... 10 mm ²)
— finely stranded with core end processing	1x (1 ... 6 mm ²)
— finely stranded without core end processing	1x (1 ... 6 mm ²)
• at AWG conductors for main contacts	1x (18 ... 8)
Type of connectable conductor cross-sections	
• for auxiliary contacts	
— solid	2x (0.25 ... 1.5 mm ²)
— single or multi-stranded	2x (0,25 ... 1,5 mm ²)
— finely stranded with core end processing	2x (0.25 ... 1.5 mm ²)
— finely stranded without core end processing	2x (0.25 ... 1.5 mm ²)
• at AWG conductors for auxiliary contacts	1x (24 ... 16), 2x (24 ... 16)
Design of screwdriver shaft	Diameter 5 to 6 mm
Size of the screwdriver tip	Pozidriv PZ 2

Communication/ Protocol

Type of voltage supply via input/output link master	No
--	----

Electromagnetic compatibility

Field-bound parasitic coupling acc. to IEC 61000-4-3	10 V/m
---	--------

Electrostatic discharge acc. to IEC 61000-4-2

6 kV contact discharge / 8 kV air discharge

Display

Display version

- for switching status

Slide switch

Certificates/approvals

General Product Approval	EMC	For use in hazardous locations
--------------------------	-----	--------------------------------



CCC



CSA



UL



C-Tick



ATEX

Declaration of Conformity	Test Certificates	Marine / Shipping
---------------------------	-------------------	-------------------



EG-Konf.

[Special Test Certificate](#)

[Type Test Certificates/Test Report](#)



ABS



BUREAU VERITAS



LRS

Marine / Shipping	other
-------------------	-------



PRS



RINA



RMRS



DNV-GL
DNVGL.COM/AF

[Environmental Confirmations](#)

[Confirmation](#)

Further information

Information- and Downloadcenter (Catalogs, Brochures,...)

<http://www.siemens.com/industrial-controls/catalogs>

Industry Mall (Online ordering system)

<https://mall.industry.siemens.com/mall/en/en/Catalog/product?mlfb=3RB3026-2NE0>

Cax online generator

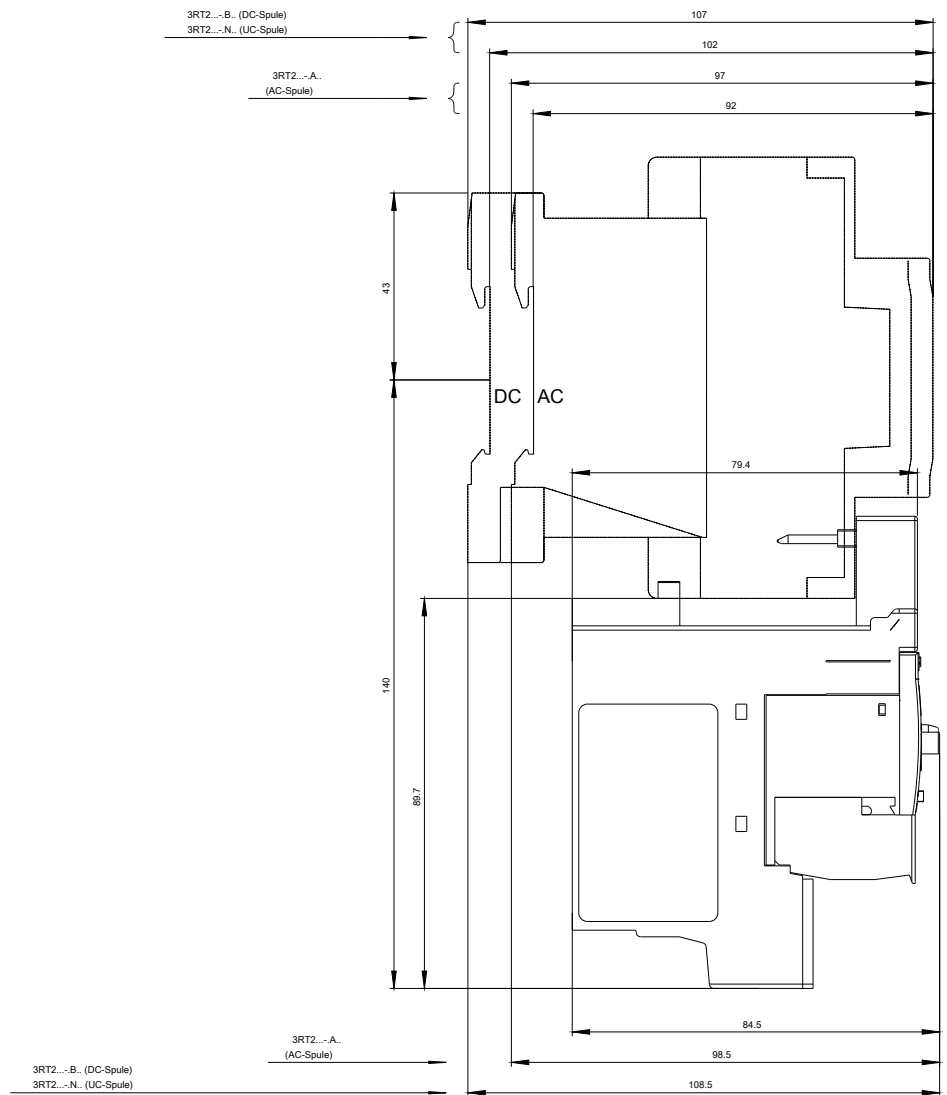
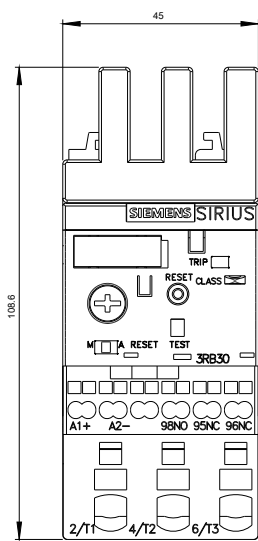
<http://support.automation.siemens.com/WW/CAXorder/default.aspx?lang=en&mlfb=3RB3026-2NE0>

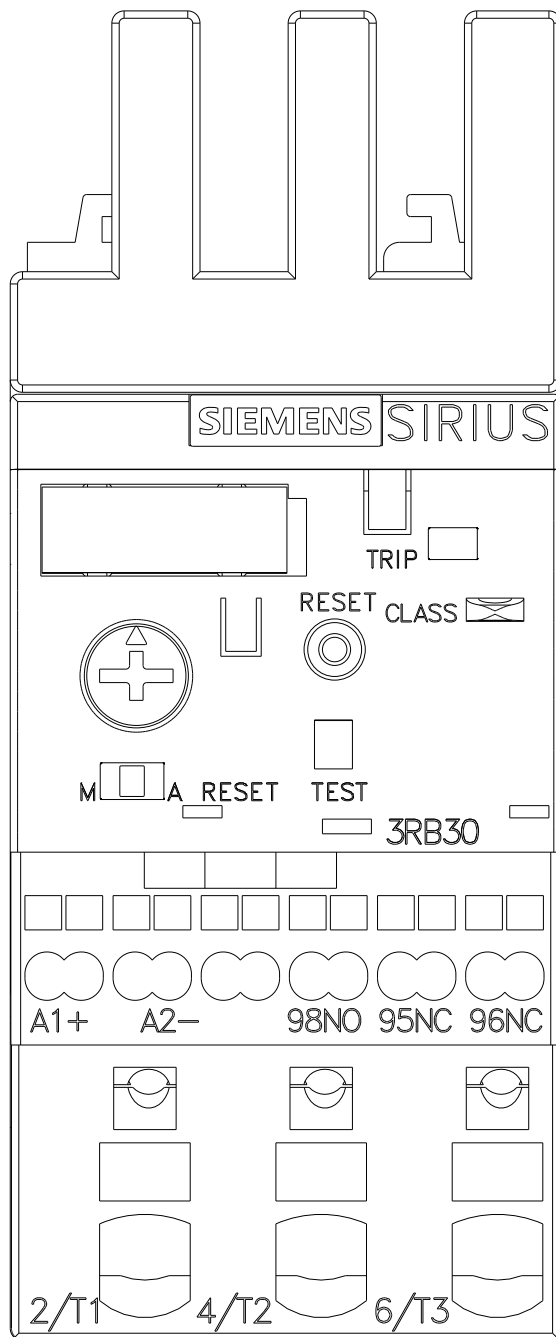
Service&Support (Manuals, Certificates, Characteristics, FAQs,...)

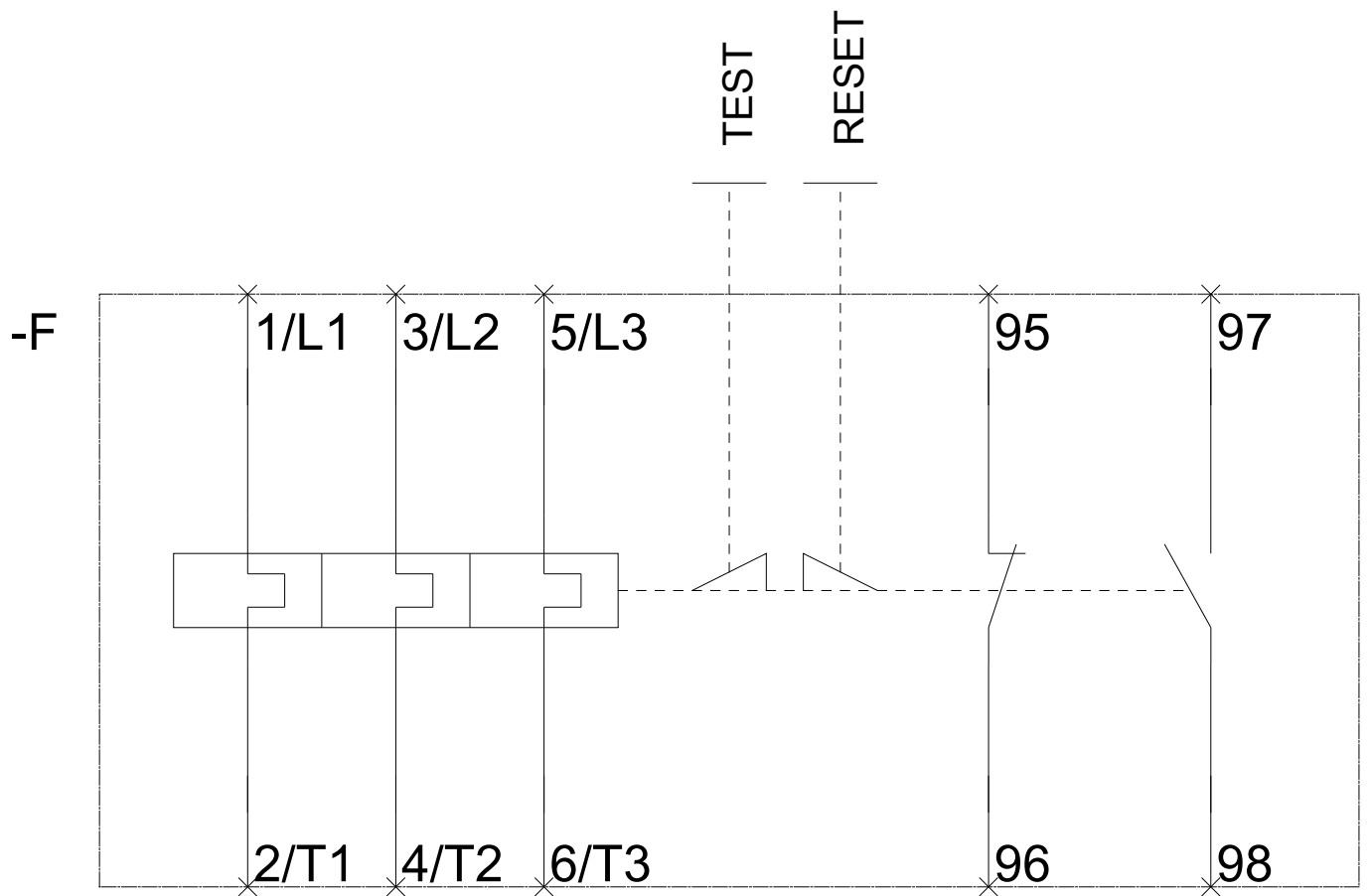
<https://support.industry.siemens.com/cs/ww/en/ps/3RB3026-2NE0>

Image database (product images, 2D dimension drawings, 3D models, device circuit diagrams, EPLAN macros, ...)

http://www.automation.siemens.com/bilddb/cax_de.aspx?mlfb=3RB3026-2NE0&lang=en







last modified:

08/07/2017