

SIRIUS, COMPACT STARTER, REVERSING STARTER 690 V, 110 ... 240 V AC/DC, 50 ... 60 HZ, 1 ... 4 A, IP20, MAIN CIRCUIT CONNECTION: PLUG-IN, W/O TERMINALS, AUXILIARY CIRCUIT CONNECTION: PLUG-IN, W/O TERMINALS



Product brand name	SIRIUS
Product designation	compact starter
Design of the product	reversing feeder

General technical data	
<b>Product function</b>	
<ul style="list-style-type: none"> <li>Control circuit interface to parallel wiring</li> </ul>	Yes
<b>Product extension</b>	
<ul style="list-style-type: none"> <li>Auxiliary switch</li> </ul>	Yes
<b>Insulation voltage</b>	
<ul style="list-style-type: none"> <li>rated value</li> </ul>	690 V
<b>Degree of pollution</b>	3
<b>Surge voltage resistance rated value</b>	6 000 V
<b>maximum permissible voltage for safe isolation</b>	
<ul style="list-style-type: none"> <li>between auxiliary and auxiliary circuit</li> <li>between control and auxiliary circuit</li> <li>between main and auxiliary circuit</li> </ul>	250 V 300 V 400 V
<b>Protection class IP</b>	IP20
<b>Vibration resistance</b>	f= 4 ... 5.8 Hz, d= 15 mm; f= 5.8 ... 500 Hz, a= 20 m/s <sup>2</sup> ; 10 cycles
<b>Mechanical service life (switching cycles)</b>	

• of the main contacts typical	10 000 000
• of auxiliary contacts typical	10 000 000
• of the signaling contacts typical	10 000 000
<b>Electrical endurance (switching cycles) of auxiliary contacts</b>	
• at DC-13 at 6 A at 24 V typical	30 000
• at AC-15 at 6 A at 230 V typical	200 000
<b>Type of assignment</b>	continuous operation according to IEC 60947-6-2
<b>Equipment marking</b>	
• acc. to DIN EN 61346-2	Q
• acc. to DIN EN 81346-2	Q

<b>Ambient conditions</b>	
<b>Ambient temperature</b>	
• during operation	-20 ... +60 °C
• during storage	-55 ... +80 °C
• during transport	-55 ... +80 °C

<b>Main circuit</b>	
<b>Number of poles for main current circuit</b>	3
<b>Adjustable pick-up value current of the current-dependent overload release</b>	1 ... 4 A
<b>Formula for making capacity limit current</b>	12 x I <sub>e</sub>
<b>Formula for interruption capacity limit current</b>	10 x I <sub>e</sub>
<b>Mechanical power output for 4-pole AC motor</b>	
• at 400 V rated value	1.5 kW
• at 500 V rated value	2.2 kW
• at 690 V rated value	3 kW
<b>Operating voltage</b>	
• at AC-3 rated value maximum	690 V
<b>Operating current</b>	
• at AC at 400 V rated value	4 A
• at AC-43	
— at 400 V rated value	3.6 A
— at 500 V rated value	3.9 A
— at 690 V rated value	3.8 A
<b>No-load switching frequency</b>	3 600 1/h
<b>Operating frequency</b>	
• at AC-41 acc. to IEC 60947-6-2 maximum	750 1/h
• at AC-43 acc. to IEC 60947-6-2 maximum	250 1/h

<b>Control circuit/ Control</b>	
<b>Type of voltage</b>	AC/DC
<b>Control supply voltage 1 at AC</b>	

<ul style="list-style-type: none"> <li>• at 50 Hz</li> <li>• at 60 Hz</li> </ul>	110 ... 240 V 110 ... 240 V
<b>Control supply voltage 1</b>	
<ul style="list-style-type: none"> <li>• at DC</li> </ul>	110 ... 240 V
<b>Holding power</b>	
<ul style="list-style-type: none"> <li>• at AC maximum</li> <li>• at DC maximum</li> </ul>	6 W 5.1 W

#### Auxiliary circuit

<b>Number of NC contacts</b>	
<ul style="list-style-type: none"> <li>• for auxiliary contacts</li> </ul>	0
<b>Number of NO contacts</b>	
<ul style="list-style-type: none"> <li>• for auxiliary contacts</li> <li>• of instantaneous short-circuit trip unit for signaling contact</li> </ul>	2 1
<b>Number of CO contacts</b>	
<ul style="list-style-type: none"> <li>• of the current-dependent overload release for signaling contact</li> </ul>	1
<b>Operating current of auxiliary contacts at AC-12 maximum</b>	10 A
<b>Operating current of auxiliary contacts at DC-13</b>	
<ul style="list-style-type: none"> <li>• at 250 V</li> </ul>	0.27 A

#### Protective and monitoring functions

<b>Trip class</b>	CLASS 10 and 20 adjustable
<b>Off-delay time</b>	50 ms
<b>Operational short-circuit current breaking capacity (Ics)</b>	
<ul style="list-style-type: none"> <li>• at 400 V</li> <li>• at 500 V rated value</li> <li>• at 690 V rated value</li> </ul>	53 kA 3 kA 3 kA

#### UL/CSA ratings

<b>Full-load current (FLA) for three-phase AC motor</b>	
<ul style="list-style-type: none"> <li>• at 480 V rated value</li> <li>• at 600 V rated value</li> </ul>	4 A 4 A
<b>Yielded mechanical performance [hp]</b>	
<ul style="list-style-type: none"> <li>• for three-phase AC motor <ul style="list-style-type: none"> <li>— at 200/208 V rated value</li> <li>— at 220/230 V rated value</li> <li>— at 460/480 V rated value</li> <li>— at 575/600 V rated value</li> </ul> </li> </ul>	0.75 hp 0.75 hp 2 hp 3 hp
<b>Contact rating of auxiliary contacts according to UL</b>	contacts 21-22, 13-14, 43-44 Q600 / A600, contacts 77-78 R300 / B300, contacts 95-96-98 R300 / D300

Short-circuit protection	
<b>Product function Short circuit protection</b>	Yes
<b>Design of the fuse link</b>	
<ul style="list-style-type: none"> <li>• for short-circuit protection of the auxiliary switch required</li> </ul>	fuse gL/gG: 10 A
<ul style="list-style-type: none"> <li>• for short-circuit protection of the signaling switch of the short-circuit release required</li> </ul>	6A gL/gG/400V
<ul style="list-style-type: none"> <li>• for short-circuit protection of the signaling switch of the overload release required</li> </ul>	4A gL/gG/400V
Installation/ mounting/ dimensions	
<b>Mounting position</b>	any
<ul style="list-style-type: none"> <li>• recommended</li> </ul>	vertical, on horizontal standard mounting rail
<b>Mounting type</b>	screw and snap-on mounting
<b>Height</b>	170 mm
<b>Width</b>	90 mm
<b>Depth</b>	165 mm
Connections/Terminals	
<b>Product function</b>	
<ul style="list-style-type: none"> <li>• removable terminal for main circuit</li> </ul>	Yes
<ul style="list-style-type: none"> <li>• removable terminal for auxiliary and control circuit</li> </ul>	Yes
<b>Type of electrical connection</b>	
<ul style="list-style-type: none"> <li>• for main current circuit</li> </ul>	plug-in without terminals
<ul style="list-style-type: none"> <li>• for auxiliary and control current circuit</li> </ul>	plug-in without terminals
Safety related data	
<b>B10 value</b>	
<ul style="list-style-type: none"> <li>• with high demand rate acc. to SN 31920</li> </ul>	3 000 000
<b>Proportion of dangerous failures</b>	
<ul style="list-style-type: none"> <li>• with low demand rate acc. to SN 31920</li> </ul>	40 %
<ul style="list-style-type: none"> <li>• with high demand rate acc. to SN 31920</li> </ul>	50 %
<b>Failure rate [FIT]</b>	
<ul style="list-style-type: none"> <li>• with low demand rate acc. to SN 31920</li> </ul>	100 FIT
<b>T1 value for proof test interval or service life acc. to IEC 61508</b>	20 y
Communication/ Protocol	
<b>Product function Bus communication</b>	No
<b>Protocol is supported</b>	
<ul style="list-style-type: none"> <li>• IO-Link protocol</li> </ul>	No
Electromagnetic compatibility	
<b>Field-bound parasitic coupling acc. to IEC 61000-4-3</b>	10 V/m
<b>Electrostatic discharge acc. to IEC 61000-4-2</b>	8 kV

Conducted HF-interference emissions acc. to CISPR11	150 kHz ... 30 MHz Class A
Field-bound HF-interference emission acc. to CISPR11	30 ... 1000 MHz Class A

Supply voltage	
Supply voltage required Auxiliary voltage	No

Certificates/approvals

General Product Approval	EMC	Functional Safety/Safety of Machinery
--------------------------	-----	---------------------------------------



Declaration of Conformity	Test Certificates	Marine / Shipping
---------------------------	-------------------	-------------------



[Type Test Certificates/Test Report](#)



Marine / Shipping	other
-------------------	-------



[Environmental Confirmations](#)

[Confirmation](#)

Further information

**Information- and Downloadcenter (Catalogs, Brochures,...)**

<http://www.siemens.com/industrial-controls/catalogs>

**Industry Mall (Online ordering system)**

<https://mall.industry.siemens.com/mall/en/en/Catalog/product?mlfb=3RA6250-0CP30>

**Cax online generator**

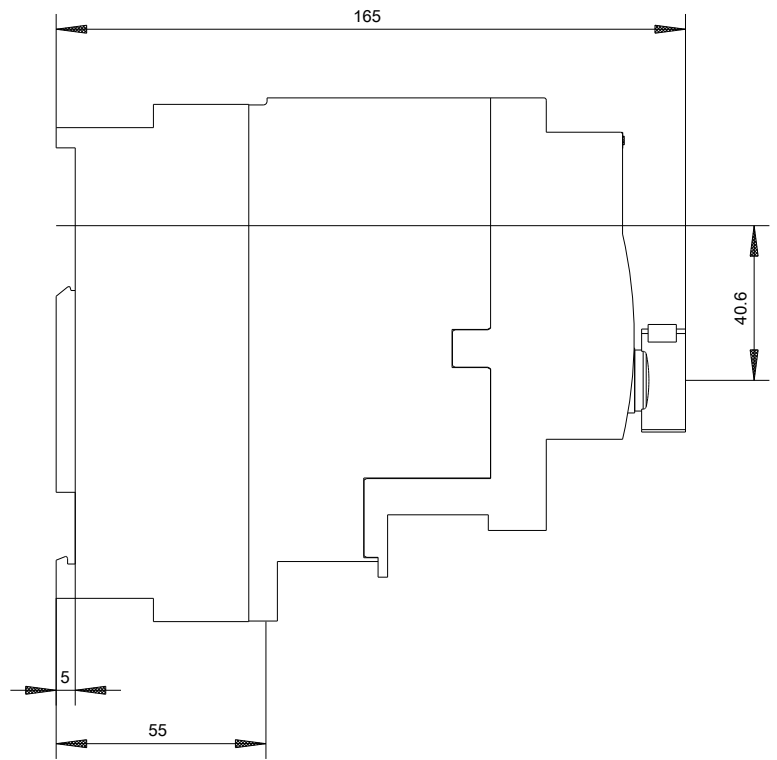
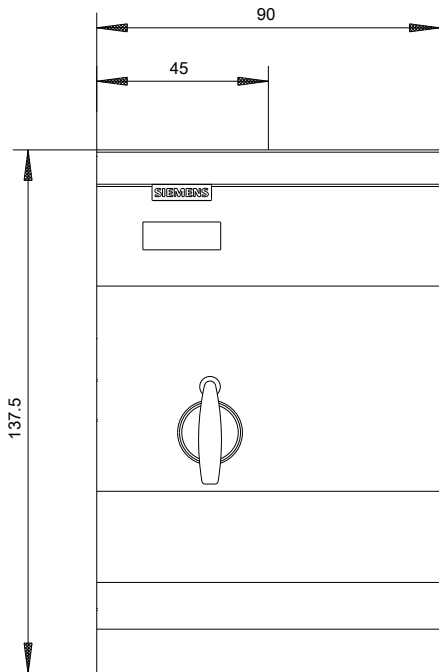
<http://support.automation.siemens.com/WW/CAXorder/default.aspx?lang=en&mlfb=3RA6250-0CP30>

**Service&Support (Manuals, Certificates, Characteristics, FAQs,...)**

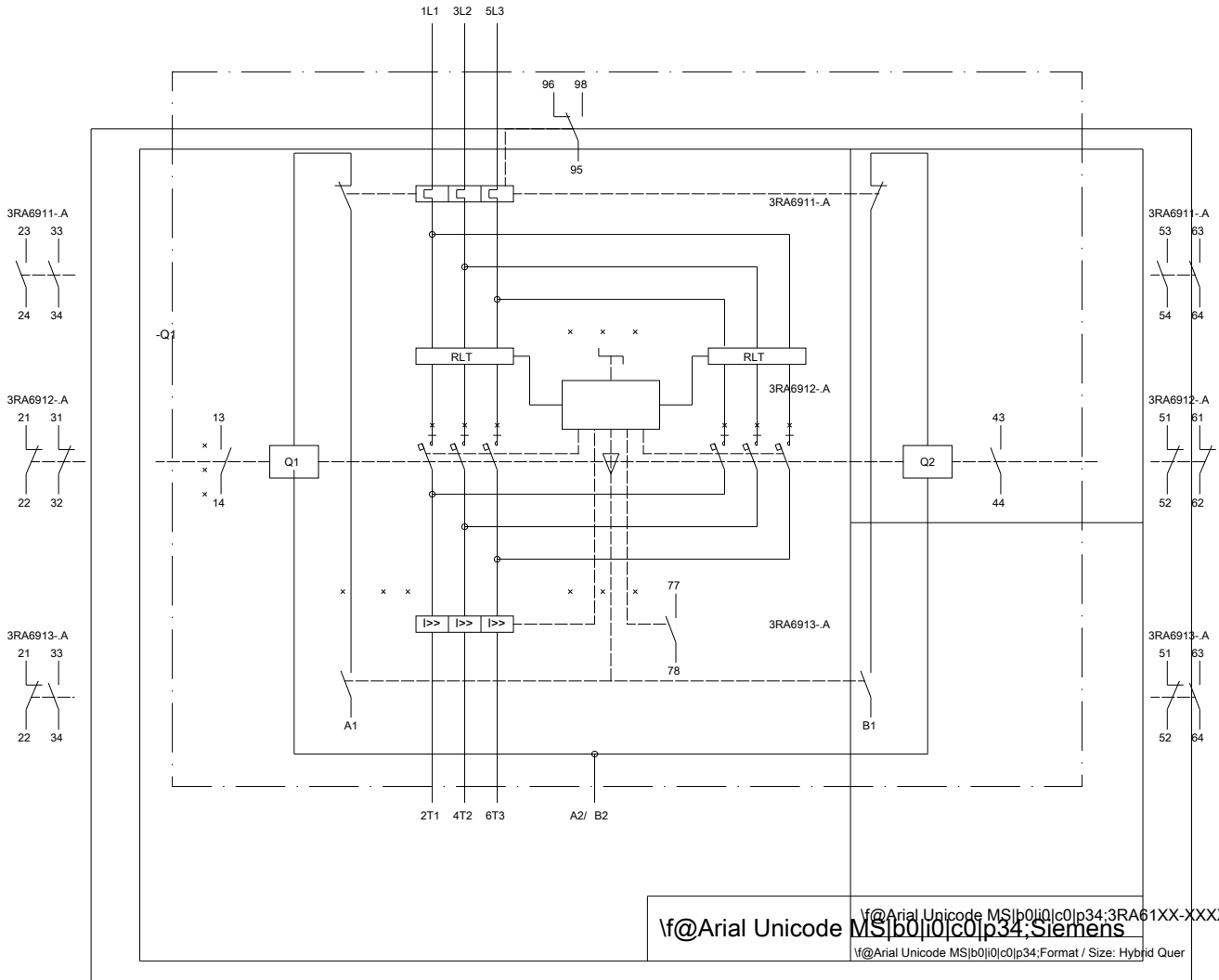
<https://support.industry.siemens.com/cs/ww/en/ps/3RA6250-0CP30>

**Image database (product images, 2D dimension drawings, 3D models, device circuit diagrams, EPLAN macros, ...)**

[http://www.automation.siemens.com/bilddb/cax\\_de.aspx?mlfb=3RA6250-0CP30&lang=en](http://www.automation.siemens.com/bilddb/cax_de.aspx?mlfb=3RA6250-0CP30&lang=en)







\f@Arial Unicode MS\b0|i0|c0|p34;3RA61XX-XXXXX\_01\_4\_IEC  
 \f@Arial Unicode MS\b0|i0|c0|p34;Siemens  
 \f@Arial Unicode MS\b0|i0|c0|p34;Format / Size: Hybrid Quer

last modified:

07/14/2017