






LV HRC FUSE LINK GL/GG WITH NON-INSULATED GRIP LUGS WITH FRONT INDICATOR SIZE 4, 800A, AC 500/DC 440V

Similar to image

**Technical data:**

<b>Current / for AC / rated value</b>	A	800
<b>Operating class of the fuse link</b>		gG
<b>Size of the fallback-system / acc. to DIN EN 60269-1</b>		NH4
<b>Supply voltage</b>		
• for AC / rated value	V	500
• for DC	V	400
<b>Switching capacity current</b>		
• in accordance with IEC 60947-2 / rated value	kA	120
• with DC / in accordance with IEC 60947-2 / rated value	kA	25
<b>Design of an identification indicator</b>		Front indicators
<b>type of the assembly</b>		Non-insulated grip lugs
<b>Protection class IP</b>		IP20, with connected conductors
<b>Climatic class</b>		-20 to +50 at 95% relative humidity
<b>Ambient temperature</b>		
• minimum	°C	-5
• maximum	°C	40
<b>Product description</b>		Using screw adapter or adapter sleeves

**Certificates/approvals:**

General Product Approval	Declaration of Conformity	Test Certificates	other		
 GOST	 VDE	 EG-Konf.	<a href="#">Special Test Certificate</a>	<a href="#">Type Test Certificates/Test Report</a>	<a href="#">Environmental Confirmations</a>

#### Further information:

#### Information- and Downloadcenter (Catalogs, Brochures,...)

<http://www.siemens.com/lowvoltage/catalogs>

#### Industry Mall (Online ordering system)

<http://www.siemens.com/lowvoltage/mall>

#### Service&Support (Manuals, Certificates, Characteristics, FAQs,...)

<http://support.automation.siemens.com/WW/view/en/3NA3475/all>

#### Image database (product images, 2D dimension drawings, 3D models, device circuit diagrams, ...)

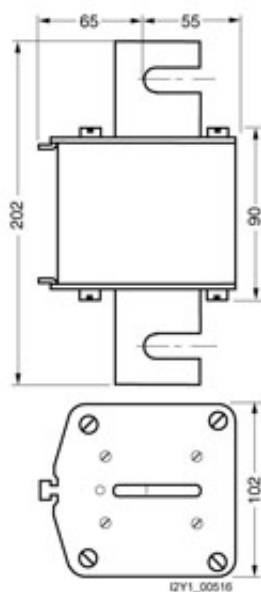
[http://www.automation.siemens.com/bilddb/cax\\_en.aspx?mlfb=3NA3475](http://www.automation.siemens.com/bilddb/cax_en.aspx?mlfb=3NA3475)

#### CAX-Online-Generator

<http://www.siemens.com/cax>

#### Tender specifications

[Datanorm GAEB81](#) [GAEB83](#) [RTF](#) [TXT](#)



last change:

Mar 18, 2013