


**Patch Cord LC APC - LC APC, green/green, G.657, C/1, Ø 3.0mm, 5 m**

1 pcs



**DESCRIPTION**

Both sides fitted with one LC APC 8° connector.  
 Connector color: green.  
 Lever color: green.  
 Fiber: SM E9/125 G.657.A1, A2 and B2 (OS1, OS2).  
 Cable: Ø 3.0 mm, yellow.

090.6514 / similar product

**TECHNICAL DATA**

DESCRIPTION	VALUE/VALUE RANGE
Standard / norm	LC connector acc. to IEC 61754-20
Protection class IP	IP 20
Connector class	connector
Protection class IP (A)	IP 20
Number of connectors (A)	1
Protection class IP (B)	IP 20
Number of connectors (B)	1
Cable type	Patch cord, polarity A-B
Jacket material	LSZH
Cable jacket characteristics	Cable, metal-free Zero-halogen Flame-retardant
Cable overall diameter	Ø 3.0 mm (±0.2)
Connector type (A)	LC
Polishing plug (A)	APC 8°
Attenuation grade IL (A)	C
Return loss grade RL (A)	1
Connector color (A)	green
Lever- / frame-coding (A)	Color
Lever color (A)	green
Connector type (B)	LC
Polishing plug (B)	APC 8°

**Patch Cord LC APC - LC APC, green/green, G.657, C/1, Ø 3.0mm, 5 m**

1 pcs

DESCRIPTION	VALUE/VALUE RANGE
Attenuation grade IL (B)	C
Return loss grade RL (B)	1
Connector color (B)	green
Lever- / frame-coding (B)	Color
Lever color (B)	green
Fiber type	singlemode (SM)
Fiber class	G.657.A1, A2 + B2 (OS1, OS2)
Conductor type	tight buffer
Fiber diameter	E9 / 125 µm
Patch cord type	simplex

**MECHANICAL DATA**

DESCRIPTION	VALUE/VALUE RANGE
Cable length	5.0 m / 16 ft
Color	yellow

Patch cord with LSZH jacket, Ø 3.0 mm, yellow, singlemode acc. to G.657.A1, A2 and B2 plus OS1 and OS2 (backward compatible to G.652.A - D), 9/125 µm, length .

Mounted on both sides with LC connectors in acc. with IEC 61754-20. Zirconia (ceramic) ferrule with an angled polish APC 8° endface geometry, connectors tuned in accordance with IEC 61755-3-2 and qualified in acc. with IEC 61753-1 for category C (controlled environment). Green connector housing (singlemode), green simplex clip, material PC / UL 94 V-0, green strain relief, material TPE / UL 94 V-0 and white plastic dust cover.

Optical specifications (random mated):

Performance acc. to IEC 61753-1 (Table A.12):

Insertion loss (IL) Grade C for 97% of the tested specimen: ≤ 0.50 dB / typical ≤ 0.25 dB

Return loss (RL) Grade 1: ≥ 60 dB

Mechanical specifications:







Mating cycles: delta IL < 0.2 dB after 500 mating cycles

Pull-out force patch cord: ≥ 100 N (per connector)

**OPTIONAL ACCESSORY**

**Patch Cord LC APC - LC APC, green/green, G.657, C/1, Ø 3.0mm, 5 m**

1 pcs

FOTO	DESCRIPTION	PU	PRODUCT NO.
	Boot 90° R30	12 pcs	R505756
	Color Clip LC Connector, green	100 pcs	R802925
	Color Clip LC Connector, blue	100 pcs	R802926
	Color Clip LC Connector, turquoise	100 pcs	R802927
	Color Clip LC Connector, orange	100 pcs	R802928
	Color Clip LC Connector, beige	100 pcs	R802929

**Patch Cord LC APC - LC APC, green/green, G.657, C/1, Ø 3.0mm, 5 m**

1 pcs

FOTO	DESCRIPTION	PU	PRODUCT NO.
------	-------------	----	-------------



Color Clip LC Connector, violet

100 pcs

R802930