


Patch Cord LC-Duplex APC - LC-Duplex APC, green/green, G.657, C/1, F8 2.0x4.1mm, 3 m

1 pcs



DESCRIPTION

Both sides fitted with one LC-Duplex APC 8° connector.
 Connector color: green.
 Lever color: green.
 Fiber: SM E9/125 G.657.A1, A2 and B2 (OS1, OS2).
 Cable: F8 2.0x4.1 mm, yellow.

090.6511 / similar product

DESCRIPTION

Both sides fitted with one LC-Duplex APC 8° connector.
 Connector color: green.
 Lever color: green.
 Fiber: SM
 Cable: F8 2.0x4.1 mm, yellow.

TECHNICAL DATA

DESCRIPTION	VALUE/VALUE RANGE
Standard / norm	LC connector acc. to IEC 61754-20
Protection class IP	IP 20
Connector class	connector
Protection class IP (A)	IP 20
Number of connectors (A)	1
Protection class IP (B)	IP 20
Number of connectors (B)	1
Cable type	Patch cord, polarity A-B
Jacket material	LSZH
Cable jacket characteristics	Cable, metal-free Zero-halogen Flame-retardant
Cable overall diameter	F8 2.0 x 4.1 mm (±0.15)
Connector type (A)	LC-Duplex
Polishing plug (A)	APC 8°
Attenuation grade IL (A)	C
Return loss grade RL (A)	1
Connector color (A)	green

Patch Cord LC-Duplex APC - LC-Duplex APC, green/green, G.657, C/1, F8 2.0x4.1mm, 3 m

1 pcs

DESCRIPTION	VALUE/VALUE RANGE
Lever- / frame-coding (A)	Color
Lever color (A)	green
Connector type (B)	LC-Duplex
Polishing plug (B)	APC 8°
Attenuation grade IL (B)	C
Return loss grade RL (B)	1
Connector color (B)	green
Lever- / frame-coding (B)	Color
Lever color (B)	green
Fiber type	singlemode (SM)
Conductor type	tight buffer
Fiber diameter	E9 / 125 µm
Patch cord type	duplex figure 8

MECHANICAL DATA

DESCRIPTION	VALUE/VALUE RANGE
Cable length	3.0 m / 9 ft 10 in
Color	yellow

Patch cord with LSZH jacket, F8 2.0x4.1 mm, yellow, singlemode singlemode acc. to G.657.A1, A2 and B2 plus OS1 and OS2 (backward compatible to G.652.A - D), 9/125 µm, length 3m.

Mounted on both sides with LC-Duplex connectors in acc. with IEC 61754-20. Zirconia (ceramic) ferrule with an angled polish APC 8° endface geometry, connectors tuned in accordance with IEC 61755-3-2 and qualified in acc. with IEC 61753-1 for category U (uncontrolled environment). Green connector housing (singlemode), green duplex clip, material PC / UL 94 V-0, 1 x green and 1 x red strain relief, material TPE / UL 94 V-0 and white plastic dust cover.

Optical specifications (random mated):

Performance acc. to IEC 61753-1 (Table A.12):

- Insertion loss (IL) Grade C for 97% of the tested specimen: ≤ 0.50 dB / typical ≤ 0.25 dB
- Return loss (RL) Grade 1: ≥ 60 dB







Mechanical specifications:

- Mating cycles: delta IL < 0.2 dB after 500 mating cycles
- Pull-out force patch cord: ≥ 100 N (per connector)
- Optional:
Visual coding, mechanical coding and lock protection.

OPTIONAL ACCESSORY

Patch Cord LC-Duplex APC - LC-Duplex APC, green/green, G.657, C/1, F8 2.0x4.1mm, 3 m

1 pcs

FOTO	DESCRIPTION	PU	PRODUCT NO.
	<p>Boot 90° R30</p>	<p>12 pcs</p>	<p>R505756</p>
	<p>Color Clip LC-Duplex Connector, green</p>	<p>12 pcs</p>	<p>R508098</p>
	<p>Color Clip LC-Duplex Connector, blue</p>	<p>12 pcs</p>	<p>R508104</p>
	<p>Color Clip LC-Duplex Connector, turquoise</p>	<p>12 pcs</p>	<p>R508100</p>
	<p>Color Clip LC-Duplex Connector, orange</p>	<p>12 pcs</p>	<p>R508097</p>
	<p>Color Clip LC-Duplex Connector, beige</p>	<p>12 pcs</p>	<p>R508105</p>

Patch Cord LC-Duplex APC - LC-Duplex APC, green/green, G.657, C/1, F8 2.0x4.1mm, 3 m

1 pcs

FOTO	DESCRIPTION	PU	PRODUCT NO.
	Color Clip LC-Duplex Connector, red	12 pcs	R508103
	Color Clip LC-Duplex Connector, yellow	12 pcs	R508102
	Color Clip LC-Duplex Connector, violet	12 pcs	R508101
	Color Clip LC-Duplex Connector, black	12 pcs	R508099
	Plug Guard LC-Duplex Connector	12 pcs	R508116
	R&MinteliPhy RFID clip pair LC-Duplex (10 pairs)	1 pcs	R809349