


Patch Cord LC PC - LC PC, blue/blue, G.652.D + G.657.A1, C/2, Ø 2.0mm, 3 m

1 pcs



DESCRIPTION

Both sides fitted with one LC PC connector.
 Connector color: blue.
 Lever color: blue.
 Fiber: SM E9/125 G.652.D/G.657.A1 (OS1, OS2).
 Cable: Ø 2.0 mm, yellow.

090.6513 / similar product

TECHNICAL DATA

DESCRIPTION	VALUE/VALUE RANGE
Standard / norm	LC connector acc. to IEC 61754-20
Protection class IP	IP 20
Connector class	connector
Protection class IP (A)	IP 20
Number of connectors (A)	1
Protection class IP (B)	IP 20
Number of connectors (B)	1
Cable type	Patch cord, polarity A-B
Jacket material	LSZH
Cable jacket characteristics	Cable, metal-free Zero-halogen Flame-retardant
Cable overall diameter	Ø 2.0 mm (±0.10)
Connector type (A)	LC
Polishing plug (A)	PC
Attenuation grade IL (A)	C
Return loss grade RL (A)	2
Connector color (A)	blue
Lever- / frame-coding (A)	Color
Lever color (A)	blue
Connector type (B)	LC
Polishing plug (B)	PC

Patch Cord LC PC - LC PC, blue/blue, G.652.D + G.657.A1, C/2, Ø 2.0mm, 3 m



1 pcs

DESCRIPTION	VALUE/VALUE RANGE
Attenuation grade IL (B)	C
Return loss grade RL (B)	2
Connector color (B)	blue
Lever- / frame-coding (B)	Color
Lever color (B)	blue
Fiber type	singlemode (SM)
Fiber class	G.652.D + G.657.A1 (OS1, OS2)
Conductor type	tight buffer
Fiber diameter	E9 / 125 µm
Patch cord type	simplex

MECHANICAL DATA

DESCRIPTION	VALUE/VALUE RANGE
Cable length	3.0 m / 9 ft 10 in
Color	yellow

OPTIONAL ACCESSORY

FOTO	DESCRIPTION	PU	PRODUCT NO.
	Boot 90° R30	12 pcs	R505756
	Color Clip LC Connector, green	100 pcs	R802925

Patch Cord LC PC - LC PC, blue/blue, G.652.D + G.657.A1, C/2, Ø 2.0mm, 3 m

1 pcs

FOTO	DESCRIPTION	PU	PRODUCT NO.
	Color Clip LC Connector, blue	100 pcs	R802926
	Color Clip LC Connector, turquoise	100 pcs	R802927
	Color Clip LC Connector, orange	100 pcs	R802928
	Color Clip LC Connector, beige	100 pcs	R802929
	Color Clip LC Connector, violet	100 pcs	R802930