

19" 1U PC Patch Panel 24xRJ45/s, Cat. 6, gray, fully populated

966739885

DESCRIPTION



090.7031

SCOPE OF SUPPLY

- 19" 1U 24-port patch panel, empty, shielded
- 24 Cat. 6 connection modules, RJ45/s incl. EMC covers and dust covers
- 19" mounting kit
- 4 labeling strips
- Cable ties
- Installation instructions

TENDER

Modular patch panel with integrated cable tie shelf, integrated grounding system, 19" fastening kit, labeling fields with exchangeable labeling strips, prepared for optional two patch cord rings. The ports are prepared for a visual color coding system. Panel polycarbonate, fiber-glass-reinforced, halogen-free material, UL 94 listed. Color medium gray, NCS 2502-B. RJ45 connection module of Category 6, for the establishing of transmission channels of class E and class EA with up to 4 plugged connections, and class F on 2 pairs, complies with Category 6 requirements of the standards ISO/IEC 11801, EN 50173-1, (DIN EN 50173-1) as well as TIA/EIA 568.2-D, de-embedded tested in acc. with IEC 60603-7-5, interoperable and backwards compatible with Category 5e and Category 5.

Suitable for 10GBASE-T applications in acc. with IEEE 802.3™ Section Four up to 500 MHz and 100 m.

Tested in line with R&M's manufacturing control, performing 100%.

Compatible with RJ standard plugs (RJ11, RJ12, RJ45), PCB-free and tool-free Easy-Lock connection of installation cables AWG 26 22 (0.4 mm 0.65 mm) and flexible cables AWG 26/7 AWG 22/7. Parallel pair termination without crossover in acc. with TIA 568-A/B, gold-plated bronze contacts for >1000 mating cycles, IDC contacts with single-wire strain relief and >20 insertion cycles, contact resistance <50 mOhm, dielectric strength >1000 Veff. PoE and PoE+ compatible according to IEC 60512-99-001. Shield contacting by patented shield lance with integral cable strain relief, shield material tin-coated bronze, ground contacting through 2 contact fingers for flat connectors 4.8 x 0.5 mm.

Material: halogen-free and heavy-metal free in acc. with EU directives RoHS 2.

Connection module Cat. 6, shielded, with EMC cover, dust cover, cable tie and installation instructions.

TECHNICAL DATA





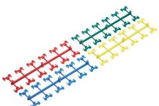
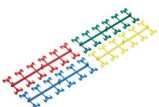
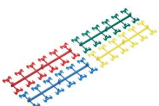

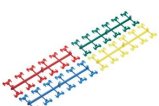
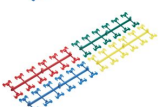
DESCRIPTION	VALUE / VALUE RANGE
Number of connectors (A)	24
Category connector (A)	Cat. 6
Connector type (A)	RJ45
Shielding connector (A)	shielded
PoE	Yes

Amount of height units	1 U
Rack mounting version	sub-rack
Assembly	fully populated
Holder for connector / module	Special (without mounting plate)
Capacity (ports)	24
Standard	EN 50173-1 ISO/IEC 11801 IEC 60603-7: Electrical Characteristics of the Telecommunication Outlets
Amount of height units	1 U
Fastening	19 " U

MECHANICAL DATA

DESCRIPTION	VALUE / VALUE RANGE
Dimensions	482.6 mm x 43.65 mm x 98.4 mm / 19 in x 1.719 in x 3.874 in (W x H x D)
Color Code NCS	S 2502-B
Material	plastic: PC, fiber-glass reinforced

ACCESSORIES

Type	Picture	Description	Article	E-Number
Optional accessories		Labeling Sheet Fiberliner / 3U Global Mo	R30871	966730495
Optional accessories		Metal Ring, 70 mm	R502285	
Optional accessories		Metal Ring, 90 mm	R502286	
Optional accessories		Plastic Ring, 70 mm, gray	R503217	966733935
Optional accessories		PC Coding Clip, red	R810639	977901765
Optional accessories		PC Coding Clip, green	R810640	977901775
Optional accessories		PC Coding Clip, yellow	R812460	977901755
Optional accessories		PC Coding Clip, blue	R812461	977901725
Optional accessories		PC Coding Clip, grey	R820300	
Optional accessories		PC Coding Clip, brown	R832236	