


DESCRIPTION



010.2052

SCOPE OF SUPPLY

- 19" 3U Global patch panel/s incl. cable tie shelf
- 15 connection module holders Global/s
- Grounding system
- 60 Cat. 6 connection modules, RJ45/s incl. EMC covers and dust covers
- Labeling strips
- 19" mounting kit
- Cable ties
- Installation instructions

TENDER

Modular patch panel accommodating up to fifteen connection module holders Global/s, installation-friendly thanks to snap-and-go technique, featuring a complete grounding system and Global blind cover. Designed to accommodate the R&M security and the R&M environment system, with its 3-level protection concept: color coding, mechanical coding, locking option. Exchangeable labeling strips, integral cable tie shelf, fastening kit, labeling fields, tool-free locking and unlocking system. Automatic ground contacting by spring contacts. Profile aluminum, colorless chromated; cable tie shelf sheet steel (DC01A) 1.5 mm, color blue passivated; side panel plastic (PA), fiberglass-reinforced, halogen-free, color medium gray (NCS 2502-B).

Connection module holder Global, shielded, plastic (PC), halogen-free, color light gray (NCS 1005-R80B).

RJ45 connection module of Category 6, for the setting up of transmission channels of class E and class EA (and Cat. 6/Cat. 6A) with up to 4 plugged connections, and class F on 2 pairs, complies with Category 6 requirements of the standards ISO/IEC 11801, EN 50173-1, (DIN EN 50173-1) as well as TIA/EIA 568.2-D, de-embedded tested in acc. with IEC 60603-7-5, interoperable and backwards compatible with Category 5e and Category 5.

Suitable for 10GBASE-T applications in acc. with IEEE 802.3™ Section Four up to 500 MHz and 100 m.

Tested on the basis of the R&M production control including 100%.

Compatible with RJ standard plugs (RJ11, RJ12, RJ45), PCB-free and tool-free Easy-Lock connection of installation cables AWG 26 22 (0.4 mm 0.65 mm) and flexible cables AWG 26/7 AWG 22/7. Parallel pair termination without crossover in acc. with TIA 568-A/B, gold-plated bronze contacts for >1000 mating cycles, IDC contacts with single-wire strain relief and >20 insertion cycles, contact resistance <50 mOhm, dielectric strength >1000 Veff. PoE and PoE+ compatible according to IEC 60512-99-001. Shield contacting by patented shield lance with integral cable strain relief, shield material tin-coated bronze, ground contacting through 2 contact fingers for flat connectors 4.8 x 0.5 mm.

Material: halogen-free and heavy-metal free in acc. with EU directives RoHS 2.

Connection module Cat. 6, shielded, with EMC cover, dust cover, mounting plate, cable tie and installation instructions.

TECHNICAL DATA

DESCRIPTION









VALUE / VALUE RANGE















Number of connectors (A)	60
Category connector (A)	Cat. 6
Connector type (A)	RJ45
Shielding connector (A)	shielded
PoE	Yes
Amount of height units	3 U
Rack mounting version	patch panel
Assembly	fully populated
Holder for connector / module	Module holder
Capacity (ports)	60
Standard	IEC 60603-7: Electrical Characteristics of the Telecommunication Outlets UL Listed EN 50173-1 ISO/IEC 11801
Amount of height units	3 U
Fastening	19 " U

MECHANICAL DATA

DESCRIPTION	VALUE / VALUE RANGE
Dimensions	482.6 mm x 132.5 mm x 221.0 mm / 19 in x 5.217 in x 8.701 in (W x H x D)
Color Code NCS	S 2502-B
Material	steel: DC01 (1.0330), 1.5 mm / aluminum / plastic: PA66, PC, fiber-glass reinforced, halogen-free

ACCESSORIES

Type	Picture	Description	Article	E-Number
Optional accessories		Labeling Sheet Fiberliner / 3U Global Mo	R30871	966730495
Optional accessories		Plug Guard RJ45, green	R304825	977901245
Optional accessories		Plug Guard RJ45, red	R304826	977901265
Optional accessories		Plug Guard RJ45, white	R304827	977901215
Optional accessories		Hinged Dust Cover, anthracite	R305685	977901405
Optional accessories		Hinged Dust Cover, blue	R305686	977901425
Optional accessories		Hinged Dust Cover, brown	R305687	977901485
Optional accessories		Hinged Dust Cover, yellow	R305688	977901455

Type	Picture	Description	Article	E-Number
Optional accessories		Hinged Dust Cover, gray	R305689	977901555
Optional accessories		Hinged Dust Cover, green	R305690	977901445
Optional accessories		Hinged Dust Cover, red	R305691	977901465
Optional accessories		Hinged Dust Cover, violet	R305692	977901435
Optional accessories		Hinged Dust Cover, white	R305693	977901415
Optional accessories		Splash Cap IP54, blue	R306058	966907125
Optional accessories		Splash Cap IP54, yellow	R306060	966907155
Optional accessories		Splash Cap IP54, green	R306061	966907145
Optional accessories		Splash Cap IP54, red	R306062	966907165
Optional accessories		Splash Cap IP54, white	R306063	966907115
Optional accessories		19" 1U Cable Management Plastic, 70 mmR306179		966930015
Optional accessories		19" 2U Cable Management Plastic, 70 mmR306180		966930025
Optional accessories		19" Lateral Radius Guard, left and right R306181		
Optional accessories		Plug Reduction Frame RJ45 onto RJ11/R R310835		977990705