



A2F

A2F GLOBALLY APPROVED, EXPLOSIVE ATMOSPHERE CABLE GLAND

FOR ALL TYPES OF UNARMoured & BRAIDED CABLES

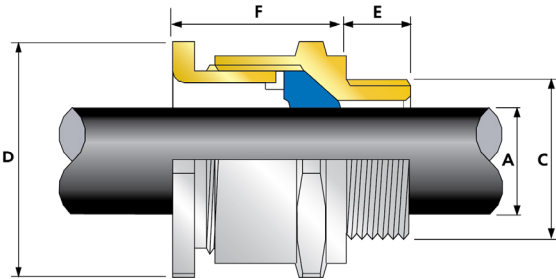
- Displacement type flameproof seal
- Deluge protected
- -60°C to +130°C
- Globally marked, IECEx, ATEX and CSA



TECHNICAL DATA	
DESIGN SPECIFICATION	BS 6121-Part 1:1989, IEC 62444, EN 62444
MECHANICAL CLASSIFICATION*	Impact = Level 8, Cable Anchorage = Type B
ENCLOSURE PROTECTION	IK10 to IEC 62262 (20 joules) Brass and Stainless Steel only
INGRESS PROTECTION RATING**	IP66, IP67 and IP68***
DELUGE PROTECTION COMPLIANCE	DTS01:91

CABLE GLAND MATERIAL	Brass, Electroless Nickel Plated Brass, Stainless Steel, Aluminium
SEAL MATERIAL	CMP SOLO LSF Halogen Free Thermoset Elastomer
CABLE TYPE	Unarmoured and Braided when terminated inside enclosure
SEALING TECHNIQUE	CMP Displacement Seal
SEALING AREA(S)	Cable Outer Sheath

* Mechanical and Electrical Classifications applied as per IEC 62444 and EN 62444 ** When CMP installation accessories are used. Refer to www.cmp-products.com for further information.
 *** IP68 tested to a minimum depth of 30 metres for 12 hours, alternative depths / durations can be provided upon request



GLOBAL PRODUCT CERTIFICATION			
ATEX CERTIFICATE	CML18ATEX1321X, CML18ATEX4313X	IECEx CERTIFICATE	IECEx CML 18.0179X
CODE OF PROTECTION	⊕ II 2G 1D Ex db IIC Gb, Ex eb IIC Gb, Ex ta IIIC Da ⊕ II 3G, Ex nR IIC Gc	CODE OF PROTECTION	Ex db IIC Gb, Ex eb IIC Gb, Ex nR IIC Gc, Ex ta IIIC Da
COMPLIANCE STANDARDS	EN 60079-0,1,7,15,31	COMPLIANCE STANDARDS	IEC 60079-0,1,7,15,31
CSA CERTIFICATE	1211841		
CODE OF PROTECTION	Type 4X: Ex d IIC, Ex e II, Ex nRII		
COMPLIANCE STANDARDS	C22.2 No 0,0,4, 94, 174, CAN/CSA-E60079-0,1,7,15		
EAC CERTIFICATE	TC RU C-GB-AA87.B.00487	UKRSEPRO CERTIFICATE	CLJ 19.0371X
KCS KOSHA CERTIFICATE	13_GA4BO_0748X; 13_GA4BO_0749X; 13_GA4BO_0750X; 14_GA4BO_0251X		
RETIÉ APPROVAL NUMBER	03866	CCOE / PESO (INDIA) CERTIFICATE	P444949
CCC CERTIFICATE	2020322313002951	INMETRO APPROVAL	TÜV 12.0619X
ECAS CERTIFICATE	20-02-05362		
SANS	IA S-XPL21804 21.0008X		
MARINE APPROVALS	LRs: 01/00172, DNV: TAE000000Y, ABS: 20-LD1948801-PDA, BV: 43180 A1 BV		



COMBINED ORDERING REFERENCE (*BRASS METRIC)			AVAILABLE ENTRY THREADS 'C' (ALTERNATIVE METRIC THREAD LENGTHS AVAILABLE)					OVERALL CABLE DIAMETER 'A'		ACROSS FLATS 'D'		ACROSS CORNERS 'D'		PROTRUSION LENGTH 'F'	SHROUD	CABLE GLAND WEIGHT (kg)
			STANDARD			OPTION										
SIZE	TYPE	ORDERING SUFFIX	METRIC	THREAD LENGTH (METRIC) 'E'	NPT	THREAD LENGTH (NPT) 'E'	NPT	MIN	MAX	MAX	MAX					
16	A2F	1RA	M16	15.0	-	-	-	3.2	8.7	24.0	26.4	29.9	PVC04	0.060		
20S16	A2F	1RA	M20	15.0	½"	19.9	¾"	3.2	8.7	24.0	26.4	26.0	PVC04	0.070		
20S	A2F	1RA	M20	15.0	½"	19.9	¾"	6.1	11.7	24.0	26.4	26.0	PVC04	0.060		
20	A2F	1RA	M20	15.0	½"	19.9	¾"	6.5	14.0	27.0	29.7	27.7	PVC05	0.070		
25	A2F	1RA	M25	15.0	¾"	20.2	1"	11.1	20.0	36.0	39.6	35.5	PVC09	0.130		
32	A2F	1RA	M32	15.0	1"	25.0	1 ¼"	17.0	26.3	41.0	45.1	35.1	PVC10	0.150		
40	A2F	1RA	M40	15.0	1 ¼"	25.6	1 ½"	23.5	32.2	50.0	55.0	35.1	PVC13	0.200		
50S	A2F	1RA	M50	15.0	1 ½"	26.1	2"	31.0	38.2	55.0	60.5	33.0	PVC15	0.260		
50	A2F	1RA	M50	15.0	2"	26.9	2 ½"	35.6	44.0	60.0	66.0	37.3	PVC18	0.270		
63S	A2F	1RA	M63	15.0	2"	26.9	2 ½"	41.5	49.9	70.5	77.6	33.5	PVC21	0.430		
63	A2F	1RA	M63	15.0	2 ½"	39.9	3"	47.2	55.9	75.0	82.5	36.2	PVC23	0.400		
75S	A2F	1RA	M75	15.0	2 ½"	39.9	3"	54.0	61.9	84.0	92.4	34.1	PVC24	0.520		
75	A2F	1RA	M75	15.0	3"	41.5	3 ½"	61.1	67.9	84.0	92.4	40.9	PVC24	0.500		
90	A2F	1RA	M90	24.0	3 ½"	42.8	4"	66.6	79.9	108.0	118.8	60.3	PVC31	1.600		
100	A2F	1RA	M100	24.0	3 ½"	42.8	4"	76.0	91.0	123.0	135.3	57.2	LSF33	1.780		
115	A2F	1RA	M115	24.0	4"	44.0	5"	86.0	97.9	133.4	146.7	67.3	LSF34	2.670		
130	A2F	1RA	M130	24.0	5"	46.8	-	97.0	114.9	152.4	167.6	74.7	LSF35	3.800		

*For material options add the following suffix to the ordering reference; Brass (no suffix required); Nickel Plated Brass '5'; 316 Grade Stainless Steel '4'; Copper Free Aluminium '1'
 For NPT options add the following digits to the material suffix; ½" = 31; ¾" = 32; 1" = 33; 1 ¼" = 34; 1 ½" = 35; 2" = 36; 2 ½" = 37; 3" = 38; 3 ½" = 39; 4" = 310 (Brass requires prefix '0')

Examples: 32A2F1RA534 = Nickel Plated Brass 1 ¼" NPT, 50SA2F1RA035 = Brass 1 ½" NPT, 25A2F1RA432 = Stainless Steel ¾" NPT, 20A2F1RA5 = Nickel Plated Brass M20

Dimensions are displayed in millimetres unless otherwise stated

Dimensions listed are for metric cable glands only. Dimensions for alternative threads may vary.