
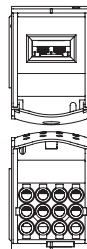
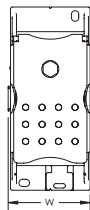
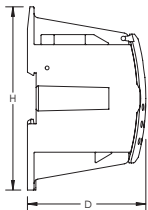


Single Pole Distribution Block – UDF12C500AL (569206)



- Tinned copper or aluminum block allows for copper or aluminum conductor direct connections, or using ferrule
- Screw retaining cover is hinged and removable
- Design allows for visual inspection of conductor and confirmation of connection
- Modular snap-together blocks for building multi-pole power blocks
- Easily clips onto DIN rail or mounts to panel with screws
- 95% fill ratio
- RoHS compliant
- Conforms to EN 45545 obtaining an HL3 classification for chapter R23 and HL2 classification for chapter R22
- Halogen free



| | |
|---|---|
| Part Number | UDF12C500AL |
| Article Number | 569206 |
| Finish | Tinned |
| Max Current Rating, IEC | 500 A |
| Max Current Rating, UL/CSA | 500 A |
| Line Side Connection | Flat Conductor |
| Load Side Connection | 12 Cables |
| Material | Aluminum Thermoplastic |
| Line Side Max Conductor Size, IEC | 100 mm ² |
| Load Side Max Conductor Size, IEC | 25 mm ² |
| Max Working Voltage, IEC (Ui) | 1,000 VAC 1,500 VDC |
| Max Working Voltage, UL (Vin) | 1,000 VAC/DC |
| Short Term Withstand Current (Icw) 1s | 34.3 kA |
| Peak Short Circuit Current (Ipk) | 52.5 kA |
| Rated Conditional Short-Circuit Current (Icc) | 25 kA |
| Short Circuit Current Rating (SCCR) | 100 kA |
| Line Side Number of Connections | 1 |
| Line Side Insulated Power Braid Cross Section | 50 mm ² 70 mm ² 100 mm ² |

| | |
|--|-------------------------------------|
| Part Number | UDF12C500AL |
| Line Side nVent ERIFLEX Flexibar Size | 2x20x1 - 10x24x1 |
| Load Side Number of Connections | 12 |
| Load Side Compact Stranded Wire Size | 4 - 25 mm ² |
| Load Side Stranded Wire Size - Ferrule | #12 - # 6 |
| Load Side Wire Size | #12 - #4 |
| Enclosure Rating | IP 20 |
| Depth | 127 mm |
| Height | 78 mm |
| Width | 43.7 mm |
| Unit Weight | 0.36 kg |
| Certification Details | UL® 1953 |
| Flammability Rating | UL® 94V-0 |
| Complies With | IEC® 60947-7-1 |
| Certifications | EN 45545 HL3/R23, UD/BD/TD/SB UL |
| Standard Packaging Quantity | 1 pc |
| UPC | 78285697540 |
| EAN-13 | 0782856975403 |

| Design Guideline for Distribution Blocks, Power Blocks and Power Terminals | | | | | | | | | | |
|---|-----|-----|-----|------|------|------|------|------|------|------|
| Derating according to Ambient* Temperature [°C] to maintain working temperature of 85°C | | | | | | | | | | |
| Ambient Temperature [°C] | 30° | 35° | 40° | 45° | 50° | 55° | 60° | 65° | 70° | 75° |
| Derating Coefficient (d) | 1 | 1 | 1 | 0.94 | 0.88 | 0.82 | 0.75 | 0.67 | 0.58 | 0.47 |
| *environment around the terminal blocks inside the enclosure | | | | | | | | | | |

Increase the number of outputs with one input using a jumper on blocks with a Max Current Rating, IEC up to 160 A.
Blocks with 1,000 VAC/DC Max Working Voltage, UL are ideal for solar applications.

IEC is a registered trademark of the International Electrotechnical Commission. UL, UR, cUL, cULus and cURus are registered certification marks of UL LLC.

WARNING

nVent products shall be installed and used only as indicated in nVent's product instruction sheets and training materials. Instruction sheets are available at www.erico.com and from your nVent customer service representative. Improper installation, misuse, misapplication or other failure to completely follow nVent's instructions and warnings may cause product malfunction, property damage, serious bodily injury and death and/or void your warranty.

© 2021 nVent All rights reserved

nVent, nVent CADDY, nVent ERICO, nVent ERIFLEX and nVent LENTON are owned by nVent or its global affiliates.

All other trademarks are the property of their respective owners. nVent reserves the right to change specifications without prior notice.