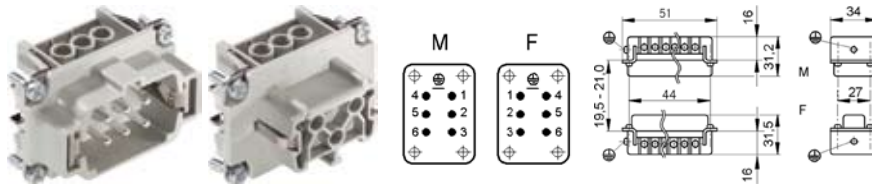
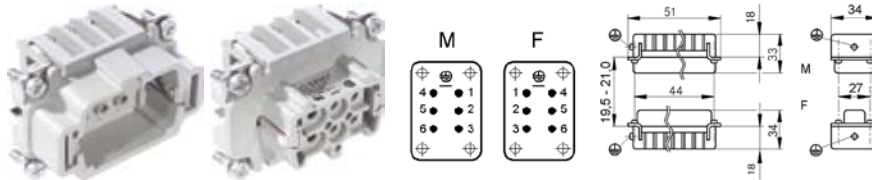



EPIC® H-BE 6 Screw termination



EPIC® H-BE 6 Crimp termination



EPIC® H-BE 6 Cage clamp



Suitable housing:

- EPIC® H-B 6 Housings page 518
- Additional support for selection of inserts and housings, please refer to the Selection Table A10

Suitable contacts:

- EPIC® H-BE 6 Crimp termination**
- EPIC® H-BE 2,5 machined contacts page 487

Benefits

- Standard inserts with screw, crimp and cage clamp termination
- The EPIC® H-BE series are suitable in applications that require a reliable connection working with high voltages and current

Application range

- Mechanical engineering
- Light & Sound technology
- Plastics industry

Suitable tools

- EPIC® H-BE 6 Screw termination**
- MULTICRIMP 6 crimping pliers see page 919
 - Kraftform® adjustable torque screwdriver/ Kraftform Kompakt® Set see page 982
 - Recommended crimping tool when conductor end sleeves are used MULTICRIMP 6

Technical data

Rated voltage in V

- IEC: 500 V
- UL: 600 V
- CSA: 600 V

Rated impulse Voltage

6 kV

Rated current in A

- IEC: 16 A
- UL: 16 A
- CSA: 16 A

Pollution degree

3

Contact resistance

EPIC® H-BE 6 Screw termination

< 2 mOhm

EPIC® H-BE 6 Crimp termination

< 2 mOhm

EPIC® H-BE 6 Cage clamp

1.5 - 4 mOhm

Contacts

- EPIC® H-BE 6 Screw termination**
Copper alloy, hard silver plated
- EPIC® H-BE 6 Crimp termination**
Copper alloy, hard silver / gold plated
- EPIC® H-BE 6 Cage clamp**
Copper alloy, hard silver plated
- Number of contacts**
6 + PE

Termination methods

- EPIC® H-BE 6 Screw termination**
Screw termination: 0.5 - 2.5 mm²
- EPIC® H-BE 6 Crimp termination**
Crimp termination: 0.5 - 4.0 mm²
- EPIC® H-BE 6 Cage clamp**
Cage clamp termination: 0.5 - 2.5 mm²
- Cycle of mechanical operation**
100



Range of temperature

-40°C - +100°C, temporary up to +125°C



VDE tested

- EPIC® H-BE 6 Screw termination**
VDE-REG.-No. 437
- EPIC® H-BE 6 Crimp termination**
VDE-REG.-No. 437

Part number	Part	Version	Wire protection	Article designation	Contacts	Pieces / PU
H-BE 6 screw termination						
10190000	H-BE 6 SS	male	yes		1 - 6	10
10191000	H-BE 6 BS	female	yes		1 - 6	10
10190100	H-BE 6 SS	male			1 - 6	10
10191100	H-BE 6 BS	female			1 - 6	10
H-BE 6 crimp termination						
10180000	H-BE 6 SCM	male		machined	1 - 6	10
10181000	H-BE 6 BCM	female		machined	1 - 6	10
H-BE 6 cage clamp termination						
10400000	H-BE 6 SF	male			1 - 6	10
10401000	H-BE 6 BF	female			1 - 6	10

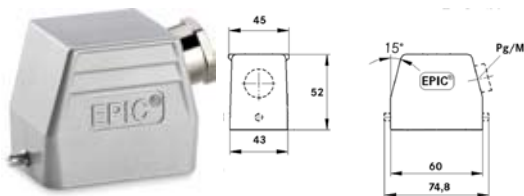
EPIC® H-B 6 TG



EPIC® H-B 6 TGH



EPIC® H-B 6 TS



Benefits

- The smallest housing out of the H-B series. For inserts with high electrical properties

Application range

- Plant engineering
- Control engineering
- Plastics industry

Product features

EPIC® H-B 6 TG

- Hood, low version
- Bolts for single lever
- Straight cable entry
- Versions with / without neck

EPIC® H-B 6 TGH

- Hood, high version
- Bolts for single lever

- Straight cable entry
- Versions with / without neck

EPIC® H-B 6 TS

- Hood, low version
- Bolts for single lever
- Side cable entry
- Versions with neck

Suitable inserts

- EPIC® H-BE 6 Screw termination page 462
- EPIC® H-DD 24 page 459
- EPIC® H-EE 10 page 468
- EPIC® MCR 6 page 481
- EPIC® H-BE 6 Crimp termination page 462
- EPIC® H-BE 6 Cage clamp page 462
- Additional support for selection of inserts and housings, please refer to the Selection Table A 10

Technical data



Material

Housing: aluminium alloy powder-coated grey
Lever: steel, zinc-plated
Sealing: NBR



Degree of protection

IP 65 (latched)



Range of temperature

-40°C - +100°C, temporary up to +125°C

Part number	Part	M	PG	Neck	Pieces / PU
H-B housing: Hood (straight cable entry, bolts for single lever)					
10011000	H-B 6 TG 13,5		13,5	yes	10
10021000	H-B 6 TG 16		16	yes	10
19011000	H-B 6 TG M20	20			10
19021000	H-B 6 TG M25	25			10
H-B housing: Hood (straight cable entry, bolts for single lever, high version)					
70020200	H-B 6 TGH 21		21	yes	10
70020400	H-B 6 TGH 29		29	yes	10
79020200	H-B 6 TGH M25	25			10
79020400	H-B 6 TGH M32	32			10
H-B housing: Hood (side cable entry, bolts for single lever)					
10012000	H-B 6 TS 13,5		13,5	yes	10
10022000	H-B 6 TS 16		16	yes	10
19012000	H-B 6 TS M20	20		yes	10
19022000	H-B 6 TS M25	25		yes	10

Accessories

- SKINTOP® MS-M see page 650
- SKINTOP® for industrial connector see page 653
- SKINTOP® MS see page 710

New

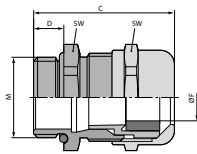
SKINTOP® MS-M / SKINTOP® MSR-M



SKINTOP® MS-M



SKINTOP® MSR-M



Info

- Sizes SKINTOP® MS-M 75x1,5 to 110x2 with innovative double lamella gasket for easier assembling of cables with large diameters.
- Now with IP 69 K approval! Proven functionality also during hardest cleaning procedures at industrial machinery with high-pressure cleaners and hot water!

Benefits

SKINTOP® MS-M

- Maximum reliability
- Optimal strain relief
- Large, variable clamping ranges
- For cable diameters up to 98 mm

SKINTOP® MSR-M

- Benefits see SKINTOP® MS-M

Application range

SKINTOP® MS-M

- In areas with high demands on special mechanical and chemical stability.
- Chemical industry
- Measurement and control technology
- Machine and apparatus construction
- Plant engineering

SKINTOP® MSR-M

- With reducing seal insert, to seal cables with smaller outer diameters.

Approvals (Norm references)



Design

- Metric connection thread acc. to EN 50262

Note

- Counter nut to be used SKINDICHT® SM-M
- For suitable accessories see SKINTOP® metric accessories

Suitable cables

SKINTOP® MS-M

- For IP 69 K applications we recommend to use the following cables:
ÖLFLEX® ROBUST 200
H07RN8-F

Technical data



Caution

Installation dimensions and tightening torques see Appendix T21



Approvals

IP 69 K approval for size M75x1,5 pending
UL, CSA, DNV, VDE, IP 69 K approval for size M90x2 to M110x2 pending



Material

Body: Nickel plated brass
Insert: Polyamide
Seal: CR
O-ring: NBR



Degree of protection

IP 68
IP 69 K



Range of temperature

-30°C up to +100°C

Part number	Part designation / size	Clamping range ØF mm	SW mm	Overall length C mm	Thread length D mm	Pieces / PU
SKINTOP® MS-M						
53112000	12 x 1,5	3-7	16	26.5	6.5	100
53112010	16 x 1,5	4,5-10	20	32.0	7.0	100
53112020	20 x 1,5	7-13	24	35.5	8.0	50
53112030	25 x 1,5	9-17	29	37.5	8.0	25
53112040	32 x 1,5	11-21	36	42.2	9.0	25
53112050	40 x 1,5	19-28	45	49.5	9.0	10
53112060	50 x 1,5	27-35	54	52.0	10.0	5
53112070	63 x 1,5	34-45	67	61.3	15.0	5
53112080	63 x 1,5 plus	44-55	75	65.5	15.0	5
53112510	75 x 1,5	58-68	95	105.0	15.0	1
53112512	90 x 2	66-78	115	136.0	20.0	1
53112514	110 x 2	86-98	135	154.0	25.0	1
SKINTOP® MSR-M						
53112100	12 x 1,5	1-5	16	26.5	6.5	100
53112110	16 x 1,5	2-7	20	32.0	7.0	100
53112120	20 x 1,5	5-10	24	35.5	8.0	50
53112130	25 x 1,5	6-13	29	37.5	8.0	25
53112140	32 x 1,5	7-15	36	42.2	9.0	25
53112150	40 x 1,5	15-23	45	49.5	9.0	10
53112160	50 x 1,5	22-29	54	52.0	10.0	5
53112170	63 x 1,5	28-39	67	61.3	15.0	5
53112511	75 x 1,5	53-63	95	105.0	15.0	1
53112515	110 x 2	76-88	135	154.0	25.0	1

Accessories

SKINTOP® MS-M

- SKINDICHT® SM-M see page 687
- SKINTOP® DIX-M see page 662
- SKINTOP® DIX-M AUTOMATION see page 663
- SKINTOP® SDV-M ATEX see page 664
- SKINTOP® SD-M see page 665
- SKINTOP® DV-M see page 665

SKINTOP® MSR-M

- SKINDICHT® SM-M see page 687
- SKINTOP® SDVR-M ATEX see page 664
- SKINTOP® SD-M see page 665