


EPIC® H-A 3



Info

- Straight cable entry from the rear




EPIC® H-A 4



Info

- Straight cable entry from the rear



Suitable housing:

- EPIC® H-A 3 Housings page 494
- Additional support for selection of inserts and housings, please refer to the Selection Table A10

Benefits

EPIC® H-A 3

- H-A Inserts with screw termination up to 2.5 mm<sup>2</sup> wire cross section
- H-A 3 are used wherever space is at a minimum. Screw termination with straight cable entrance from the rear

EPIC® H-A 4

- H-A Inserts with screw termination up to 2.5 mm<sup>2</sup> wire cross section
- Small H-A 4 are used wherever space is at a minimum. Screw termination with straight cable insertion from the rear

Application range

- Machine and apparatus construction
- Control engineering

Suitable tools

- MULTICRIMP 6 crimping pliers see page 919
- Kraftform® adjustable torque screwdriver/ Kraftform Kompakt® Set see page 982

Technical data

Rated voltage in V

IEC: 400 V  
UL: 600 V  
CSA: 600 V

Rated impulse Voltage

4 kV

Rated current in A

IEC: 23 A  
UL: 10 A  
CSA: 10 A

Pollution degree

3

Contact resistance

1.5 - 4 mOhm

Contacts

Copper alloy, hard silver plated

Number of contacts

EPIC® H-A 3

3 + PE

EPIC® H-A 4

4 + PE

Termination methods

Screw termination: 0.5 - 2.5 mm<sup>2</sup> (2.5 mm<sup>2</sup> with conductor end sleeves depends on the crimping profile)

Cycle of mechanical operation

100

Range of temperature

-40°C - +100°C, temporary up to +125°C

VDE tested

VDE-REG.-No. 237

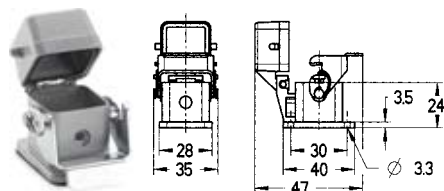


Part number	Part	Version	Contacts	Pieces / PU
<b>H-A 3 screw termination</b>				
10420000	H-A 3 SS	male	1 - 3	10
10421000	H-A 3 BS	female	1 - 3	10
<b>H-A 4 screw termination</b>				
10431000	H-A 4 SS	male	1 - 4	10
10432000	H-A 4 BS	female	1 - 4	10

### EPIC® H-A 3 Panel Mount Base (straight)



### EPIC® H-A 3 Panel Mount Base with cover



### EPIC® H-A 3 Panel Mount Base (angled)



#### Benefits

- Housing in plastic or metal version. For power supply on smallest possible space

#### Application range

- Machine and apparatus construction
- Control engineering
- Electronic laboratory

#### Product features

##### EPIC® H-A 3 Panel Mount Base (straight)

- Panel mount base
- 1 lever
- Including flat gasket

##### EPIC® H-A 3 Panel Mount Base with cover

- Panel mount base
- 1 lever
- Metal cover
- Including flat gasket

##### EPIC® H-A 3 Panel Mount Base (angled)

- Panel mount base
- 1 lever
- Angled version
- Including flat gasket

#### Suitable inserts

- EPIC® H-A 3 page 447
- EPIC® H-Q 5 page 453
- EPIC® STA 6 Screw termination page 450
- EPIC® H-D 7 machined page 454
- EPIC® H-D 7 stamped page 454
- EPIC® H-A 4 page 447
- EPIC® H-D 8 page 453
- EPIC® STA 6 Solder termination page 450
- Additional support for selection of inserts and housings, please refer to the Selection Table A 10

#### Technical data



##### Material

##### EPIC® H-A 3 Panel Mount Base (straight)

Housing: zinc die-casting powder-coated grey  
Lever: steel, zinc-plated  
Sealing: NBR  
Housing: thermoplastics grey, black  
Lever: steel, zinc-plated  
Sealing: NBR

##### EPIC® H-A 3 Panel Mount Base with cover

Housing: aluminium alloy powder-coated grey  
Lever: steel, zinc-plated  
Sealing: NBR

##### EPIC® H-A 3 Panel Mount Base (angled)

Housing: zinc die-casting powder-coated grey  
Lever: steel, zinc-plated  
Sealing: NBR  
Housing: thermoplastics grey, black  
Lever: steel, zinc-plated  
Sealing: NBR



##### Degree of protection

##### EPIC® H-A 3 Panel Mount Base (straight)

IP 65 (latched)

##### EPIC® H-A 3 Panel Mount Base with cover

IP 44 (latched)

##### EPIC® H-A 3 Panel Mount Base (angled)

IP 65 (latched)



##### Range of temperature

-40°C - +100°C, temporary up to +125°C

Part number	Part	Colour	Material	Pieces / PU
<b>H-A housing: Panel mount base (straight)</b>				
10422500	H-A 3 Mag	grey	Zinc die-casting	10
10422200	H-A 3 Ag	black	Thermoplastic	10
10422000	H-A 3 Ag	grey	Thermoplastic	10
<b>H-A housing: Panel mount base with cover (with sealing, for female inserts)</b>				
44429015	H-A 3 MAGD	grey	Aluminium die-casting	10
<b>H-A housing: Panel mount base (angled)</b>				
10423500	H-A 3 Mags	grey	Zinc die-casting	10
10423100	H-A 3 Ags	black	Thermoplastic	10
10423000	H-A 3 Ags	grey	Thermoplastic	10