


# Product Data sheet

Part no.	Name	Type
1302022	Flat Elbow 90° SPBE-20-90-300 SS	SPBE-20-90-300

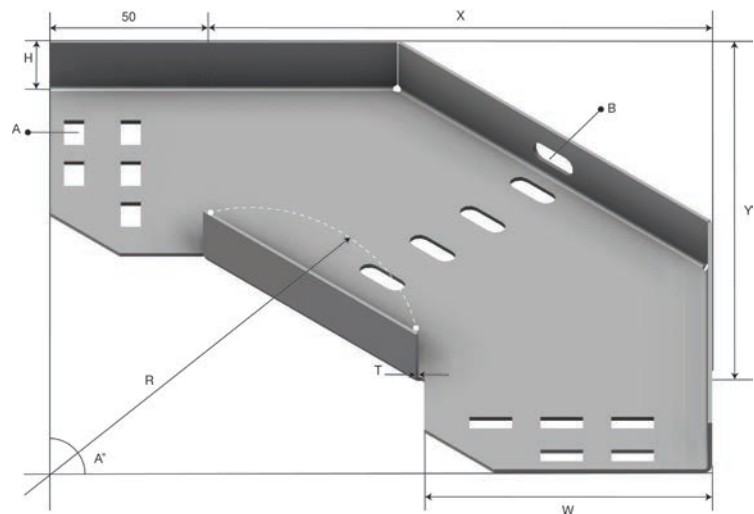


**Description:** 90° Flat Elbow with integrated splice connectors.


**Additional information:** No need for splice connector. Installation measurement = radius: 75mm.

## Characteristics

Name	Value
Weight (kg)	1.9
W Width (mm)	300
B Hole Size (mm)	7x20
A Hole Size (mm)	7x20
H Height (mm)	22
T Material Thickness (mm)	1.5
A Angle (deg)	90
R Radius (mm)	75
X (mm)	435
Y (mm)	435



## Product packaging information

<b>F-PAK GTIN</b>	<b>Single piece</b>	 7070693020220
<b>D-PAK GTIN</b>		