

Select your language

- German
- English
- Spanish
- French
- Dutch
- Italian
- Polish
- Czech
- Russian
- Norwegian Bokmål

Worldwide English



CI-PKZ01-PVT - Insulated enclosure, IP65_x, +emergency switching off mushroom push-button, for PKZ01



281406 CI-PKZ01-PVT

[Overview](#) [Specifications](#) [Resources](#)



281406 CI-PKZ01-PVT

Insulated enclosure, IP65_x, +emergency switching off mushroom push-button, for PKZ01

Alternate Catalog No.

XTPBXENCSES65

EL-Nummer (Norway)

4365003

Insulated enclosure for PKZM01, degree of protection IP65 integrated terminal for PE(N) connection., With emergency switching off mushroom-headed pushbutton, maintained, top and bottom 2 M25 knockout cable entries each

- [Delivery program](#)

Design verification as per IEC/EN 61439

- [Technical data ETIM 7.0](#)

- [Approvals](#)

- [Dimensions](#)

Delivery program

Product range

Accessories

Subrange

Surface mounting enclosures

Accessories

Insulated enclosures for PKZ

with emergency switching off mushroom push-button

maintained

Degree of Protection

IP65

For use with

PKZM01

+N+PE

+U or A

+L (2 off)

Notes

With integrated PE(N) terminal.

In each case 2 metric M25 cable entry knockouts with thread top and bottom.

2 metric M20 cable entry knockouts in the rear wall.

Hard mirror with cable entry knockouts which can be cut out.

Design verification as per IEC/EN 61439

Technical data for design verification

Rated operational current for specified heat dissipation [I_n]

0 A
Heat dissipation per pole, current-dependent [P_{id}]
0 W
Equipment heat dissipation, current-dependent [P_{id}]
0 W
Static heat dissipation, non-current-dependent [P_{s}]
0 W
Heat dissipation capacity [P_{diss}]
10 W
Operating ambient temperature min.
-25 °C
Operating ambient temperature max.
+70 °C
IEC/EN 61439 design verification
10.2 Strength of materials and parts 10.2.2 Corrosion resistance
Meets the product standard's requirements.
10.2 Strength of materials and parts 10.2.3.1 Verification of thermal stability of enclosures
Meets the product standard's requirements.
10.2 Strength of materials and parts 10.2.3.2 Verification of resistance of insulating materials to normal heat
Meets the product standard's requirements.
10.2 Strength of materials and parts 10.2.3.3 Verification of resistance of insulating materials to abnormal heat and fire due to internal electric effects
Meets the product standard's requirements.
10.2 Strength of materials and parts 10.2.4 Resistance to ultra-violet (UV) radiation
Please enquire
10.2 Strength of materials and parts 10.2.5 Lifting
Does not apply, since the entire switchgear needs to be evaluated.
10.2 Strength of materials and parts 10.2.6 Mechanical impact
Does not apply, since the entire switchgear needs to be evaluated.
10.2 Strength of materials and parts 10.2.7 Inscriptions
Meets the product standard's requirements.
10.3 Degree of protection of ASSEMBLIES
Does not apply, since the entire switchgear needs to be evaluated.
10.4 Clearances and creepage distances
Meets the product standard's requirements.
10.5 Protection against electric shock
Does not apply, since the entire switchgear needs to be evaluated.
10.6 Incorporation of switching devices and components
Does not apply, since the entire switchgear needs to be evaluated.
10.7 Internal electrical circuits and connections
Is the panel builder's responsibility.
10.8 Connections for external conductors
Is the panel builder's responsibility.
10.9 Insulation properties 10.9.2 Power-frequency electric strength
Is the panel builder's responsibility.
10.9 Insulation properties 10.9.3 Impulse withstand voltage
Is the panel builder's responsibility.
10.9 Insulation properties 10.9.4 Testing of enclosures made of insulating material
Is the panel builder's responsibility.
10.10 Temperature rise
The panel builder is responsible for the temperature rise calculation. Eaton will provide heat dissipation data for the devices.
10.11 Short-circuit rating
Is the panel builder's responsibility. The specifications for the switchgear must be observed.
10.12 Electromagnetic compatibility
Is the panel builder's responsibility. The specifications for the switchgear must be observed.
10.13 Mechanical function
The device meets the requirements, provided the information in the instruction leaflet (IL) is observed.

Technical data ETIM 7.0

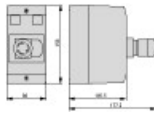
Low-voltage industrial components (EG000017) / Empty enclosure for switchgear (EC000712)
Electric engineering, automation, process control engineering / Low-voltage switch technology / Component for low-voltage switching technology / Empty housing for switch devices (ecl@ss10.0.1-27-37-13-01 [AKN343014])
Material housing
Plastic
Width
97 mm
Height

160 mm
Depth
80 mm
With transparent cover
No
Suitable for emergency stop
Yes
Model
Surface mounting
Degree of protection (IP)
IP65
Degree of protection (NEMA)
Other

Approvals

Specially designed for North America
No

Dimensions



Insulated enclosure for top mounting

CAD data

- [Product-specific CAD data](#)
(Web)
- [3D Preview](#)
(Web)

DWG files

- [DA-CD-ci_pkz01_pvt](#)
File
(Web)

edz files

- [DA-CE-ETNC-FKZ01-PVT](#)
File
(Web)

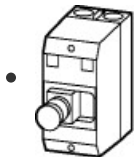
Step files

- [DA-CS-ci_pkz01_pvt](#)
File
(Web)

Additional product information

- [Motor starters and "Special Purpose Ratings" for the North American market](#)
(PDF)
- [Busbar Component Adapters for modern Industrial control panels](#)
(PDF)

3D drawing

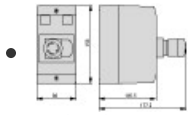


[3211047](#)

Line drawing

Insulated enclosure for mounting with Emergency-Stop

Dimensions single product



321X014

Line drawing

Insulated enclosures for surface mounting

Product photo

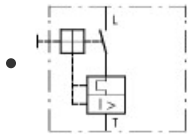


321A013

Photo

for installation with Emergency-Stop mushroom actuator

Wiring diagram



121S003

Line drawing

Transformer-protective circuit-breakers

Instruction Leaflet

- [IL03407018Z](#)

Asset

IL03407018Z (AWA1210-2134) Enclosures surface/flush mounting for Motor-protective circuit-breaker (PDF, multilingual)

Standards

- 

000Z153

Logo

xStart logo

Declaration of Conformity

UK

- [Surface Mounted Enclosures + Accessories PKZ... \(DA-DC-00004012\)](#)

Asset

(PDF)

Download-Center

- [Download-Center \(this item\)](#)
Eaton EMEA Download-Center - download data for this item
- [Download-Center](#)
Eaton EMEA Download-Center



[Generate data sheet in PDF format](#)



[Generate data sheet in Excel format](#)



[Write a comment](#)

[Imprint](#) [Privacy Policy](#) [Legal Disclaimer](#) [Terms and Conditions](#)

