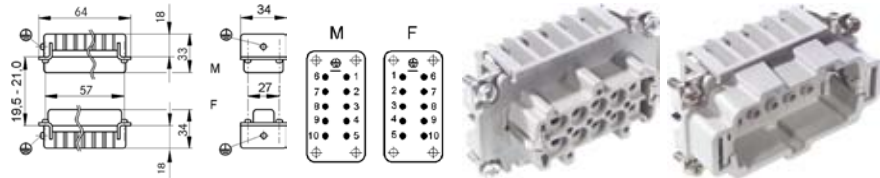



EPIC® H-BE 10 Crimp termination



EPIC® H-BE 10 Cage clamp



Suitable housing:

- EPIC® H-B 10 Housings page 524
- Additional support for selection of inserts and housings, please refer to the Selection Table A10

Suitable contacts:

EPIC® H-BE 10 Crimp termination

- EPIC® H-BE 2,5 machined contacts page 487

Benefits

- Standard inserts with screw, crimp and cage clamp termination
- The EPIC® H-BE series are suitable in applications that require a reliable connection working with high voltages and current

Application range

- Mechanical engineering
- Light & Sound technology
- Plastics industry

Suitable tools

EPIC® H-BE 10 Screw termination

- MULTICRIMP 6 crimping pliers see page 919
- Kraftform® adjustable torque screwdriver/ Kraftform Kompakt® Set see page 982
- Recommended crimping tool when conductor end sleeves are used MULTICRIMP 6

Technical data

Rated voltage in V

IEC: 500 V  
UL: 600 V  
CSA: 600 V

Rated impulse Voltage

6 kV

Rated current in A

IEC: 16 A  
UL: 16 A  
CSA: 16 A

Pollution degree

3

Contact resistance

EPIC® H-BE 10 Screw termination

< 2 mOhm

EPIC® H-BE 10 Crimp termination

< 2 mOhm

EPIC® H-BE 10 Cage clamp

1.5 - 4 mOhm

Contacts

EPIC® H-BE 10 Screw termination

Copper alloy, hard silver plated

EPIC® H-BE 10 Crimp termination

Copper alloy, hard silver / gold plated

EPIC® H-BE 10 Cage clamp

Copper alloy, hard silver plated

Number of contacts

10 + PE

Termination methods

EPIC® H-BE 10 Screw termination

Screw termination: 0.5 - 2.5 mm<sup>2</sup>

EPIC® H-BE 10 Crimp termination

Crimp termination: 0.5 - 4.0 mm<sup>2</sup>

EPIC® H-BE 10 Cage clamp

Cage clamp termination: 0.5 - 2.5 mm<sup>2</sup>

Cycle of mechanical operation

100

Range of temperature

-40°C - +100°C, temporary up to +125°C



VDE tested

EPIC® H-BE 10 Screw termination

VDE-REG.-No. 437

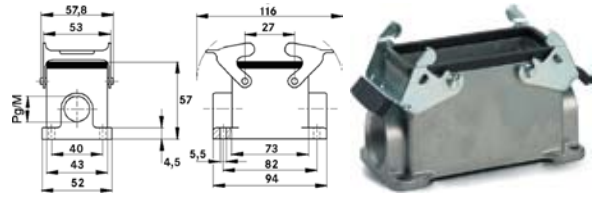
EPIC® H-BE 10 Crimp termination

VDE-REG.-No. 437

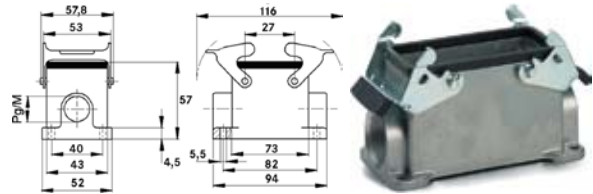
Part number	Part	Version	Wire protection	Article designation	Contacts	Pieces / PU
<b>H-BE 10 screw termination</b>						
10192000	H-BE 10 SS	male	yes		1 - 10	10
10193000	H-BE 10 BS	female	yes		1 - 10	10
10192100	H-BE 10 SS	male			1 - 10	10
10193100	H-BE 10 BS	female			1 - 10	10
<b>H-BE 10 crimp termination</b>						
10182000	H-BE 10 SCM	male		machined	1 - 10	10
10183000	H-BE 10 BCM	female		machined	1 - 10	10
<b>H-BE 10 cage clamp termination</b>						
10400100	H-BE 10 SF	male			1 - 10	10
10401100	H-BE 10 BF	female			1 - 10	10



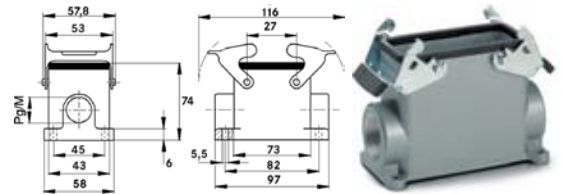
**EPIC® H-B 10 SGR**



**EPIC® H-B 10 SGRL**



**EPIC® H-B 10 SGRH**



**Benefits**

- The smallest housing with single and double locking lever. For every application the right housing

**Application range**

- Plant engineering
- Light & Sound technology
- Plastics industry

**Product features**

**EPIC® H-B 10 SGR**

- Surface mount base, low version
- Double levers
- 1 cable entry

**EPIC® H-B 10 SGRL**

- Surface mount base, low version
- Double levers

- 2 cable entries

**EPIC® H-B 10 SGRH**

- Surface mount base, high version
- Double levers
- 1 cable entry

**Suitable inserts**

- EPIC® H-BVE 3 page 472
- EPIC® H-DD 42 page 459
- EPIC® H-EE 18 page 468
- EPIC® MCR 10 page 481
- EPIC® H-BE 10 Screw termination page 463
- EPIC® H-BE 10 Crimp termination page 463
- EPIC® H-BE 10 Cage clamp page 463
- Additional support for selection of inserts and housings, please refer to the Selection Table A10

**Technical data**



**Material**

Housing: aluminium alloy powder-coated grey  
Lever: steel, zinc-plated  
Sealing: NBR



**Degree of protection**

IP 65 (latched)



**Range of temperature**

-40 °C - +100 °C, temporary up to +125 °C

Part number	Part	M	PG	Pieces / PU
<b>H-B housing: Surface mount base (1 cable entry, double lever)</b>				
10034000	H-B 10 SGR 16		16	10
19034000	H-B 10 SGR M20	20		10
19034100	H-B 10 SGR M25	25		10
<b>H-B housing: Surface mount base (2 cable entries, double lever)</b>				
10035000	H-B 10 SGRL 16		16	10
19035000	H-B 10 SGRL M20	20		10
19035100	H-B 10 SGRL M25	25		10
<b>H-B housing: Surface mount base (1 cable entry, double lever, high version)</b>				
70035200	H-B 10 SGRH 21		21	10
70035400	H-B 10 SGRH 29		29	10
79035200	H-B 10 SGRH M25	25		10
79035400	H-B 10 SGRH M32	32		10

**Accessories**

- SKINTOP® MS-M see page 650
- SKINTOP® for industrial connector see page 653
- SKINTOP® MS see page 710

**New**

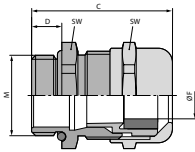
**SKINTOP® MS-M / SKINTOP® MSR-M**



SKINTOP® MS-M



SKINTOP® MSR-M



**Info**

- Sizes SKINTOP® MS-M 75x1,5 to 110x2 with innovative double lamella gasket for easier assembling of cables with large diameters.
- Now with IP 69 K approval! Proven functionality also during hardest cleaning procedures at industrial machinery with high-pressure cleaners and hot water!

**Benefits**

**SKINTOP® MS-M**

- Maximum reliability
- Optimal strain relief
- Large, variable clamping ranges
- For cable diameters up to 98 mm

**SKINTOP® MSR-M**

- Benefits see SKINTOP® MS-M

**Application range**

**SKINTOP® MS-M**

- In areas with high demands on special mechanical and chemical stability.
- Chemical industry
- Measurement and control technology
- Machine and apparatus construction
- Plant engineering

**SKINTOP® MSR-M**

- With reducing seal insert, to seal cables with smaller outer diameters.

**Approvals (Norm references)**



**Design**

- Metric connection thread acc. to EN 50262

**Note**

- Counter nut to be used SKINDICHT® SM-M
- For suitable accessories see SKINTOP® metric accessories

**Suitable cables**

**SKINTOP® MS-M**

- For IP 69 K applications we recommend to use the following cables:  
ÖLFLEX® ROBUST 200  
H07RN8-F

**Technical data**



**Caution**

Installation dimensions and tightening torques see Appendix T21



**Approvals**

IP 69 K approval for size M75x1,5 pending  
UL, CSA, DNV, VDE, IP 69 K approval for size  
M90x2 to M110x2 pending



**Material**

Body: Nickel plated brass  
Insert: Polyamide  
Seal: CR  
O-ring: NBR



**Degree of protection**

IP 68  
IP 69 K



**Range of temperature**

-30°C up to +100°C

Part number	Part designation / size	Clamping range ØF mm	SW mm	Overall length C mm	Thread length D mm	Pieces / PU
<b>SKINTOP® MS-M</b>						
53112000	12 x 1,5	3-7	16	26,5	6,5	100
53112010	16 x 1,5	4,5-10	20	32,0	7,0	100
53112020	20 x 1,5	7-13	24	35,5	8,0	50
53112030	25 x 1,5	9-17	29	37,5	8,0	25
53112040	32 x 1,5	11-21	36	42,2	9,0	25
53112050	40 x 1,5	19-28	45	49,5	9,0	10
53112060	50 x 1,5	27-35	54	52,0	10,0	5
53112070	63 x 1,5	34-45	67	61,3	15,0	5
53112080	63 x 1,5 plus	44-55	75	65,5	15,0	5
53112510	75 x 1,5	58-68	95	105,0	15,0	1
53112512	90 x 2	66-78	115	136,0	20,0	1
53112514	110 x 2	86-98	135	154,0	25,0	1
<b>SKINTOP® MSR-M</b>						
53112100	12 x 1,5	1-5	16	26,5	6,5	100
53112110	16 x 1,5	2-7	20	32,0	7,0	100
53112120	20 x 1,5	5-10	24	35,5	8,0	50
53112130	25 x 1,5	6-13	29	37,5	8,0	25
53112140	32 x 1,5	7-15	36	42,2	9,0	25
53112150	40 x 1,5	15-23	45	49,5	9,0	10
53112160	50 x 1,5	22-29	54	52,0	10,0	5
53112170	63 x 1,5	28-39	67	61,3	15,0	5
53112511	75 x 1,5	53-63	95	105,0	15,0	1
53112515	110 x 2	76-88	135	154,0	25,0	1

**Accessories**

**SKINTOP® MS-M**

- SKINDICHT® SM-M see page 687
- SKINTOP® DIX-M see page 662
- SKINTOP® DIX-M AUTOMATION see page 663
- SKINTOP® SDV-M ATEX see page 664
- SKINTOP® SD-M see page 665
- SKINTOP® DV-M see page 665

**SKINTOP® MSR-M**

- SKINDICHT® SM-M see page 687
- SKINTOP® SDVR-M ATEX see page 664
- SKINTOP® SD-M see page 665