

Bruksanvisning for Dimmere

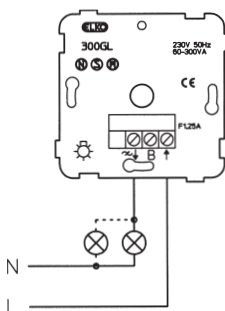
PRODUKT	EL.NR. (ELKO VARENR.)	ART.NR	TYPE	BRYTER	SIKRING	OHMSK LAST (glødelampe)	230 V HALOGEN	ELEKTRONISK TRAFØ	MAGNETISK/ JERNKJERNE TRAFØ	LYSRØR med elektronisk forkobl. 26mm** og TC-rør**	LYSRØR 40 W 38mm**	MOTOR	SPESIELL INFO
300GL	14 714 49	3961	Triac Fasesnitt	(1) vri	F1,25 A	60-300 W 50-60 Hz							
400GLI	14 714 50	4032 3755 3761 3767	Triac Fasesnitt	(1) trykk	F 4 A	60-400 W	300 W		300 VA				
315GLE	14 714 51 14 107 50 14 107 56 14 107 62	3962 3754 3760 3766	Transistor Fasesavnitt	(6) trykk m/endevederf.	Elektronisk	40-315W	40-300 W	40-315VA					Soft start
630GLE	14 714 52	3963 3762 3756 3768	Transistor Fasesavnitt	(6) trykk m/endevederf.	Elektronisk	40-630 W	40-600 W	40-630 VA					Soft start
1000GLE	14 714 70	3973 3764 3758 3770	Transistor Fasesavnitt	(6) trykk m/endevederf.	Elektronisk	40-1000 W	40-900 W	40-1000 VA					Soft start
450GLE/I	14 714 71	3974	Transistor Fasesavnitt	(6) trykk m/endevederf.	Elektronisk	40-450 W	40-400 W	40-450 VA	40-450 VA			20 - 150 VA	Soft start
600GLE/I	14 714 72	3975	Transistor Fasesavnitt	(6) trykk m/endevederf.	Elektronisk	40-600 W	40-550 W	40-600 VA	40-600 VA			20 - 200 VA	Soft start
600 Universal	14 714 73	3976	Transistor Fasesavnitt	(1) trykk	Elektronisk	20-600 W	20-550 W	20-600 VA	20-600 VA	20-550 VA cos 0,95	2,5 A	20-400 VA	Soft start
300GLEu 60 Hz	14 714 64	3984	Transistor Fasesavnitt	(6) trykk m/endevederf.	Elektronisk	40-300 W 60 Hz	40-250 W 60 Hz	40-300 VA 60 Hz					60 Hz Soft start
350 HA	14 714 62	3965	Triac Fasesnitt	(6) trykk m/endevederf.	T4A	20-350 W 50-60 Hz	20-300 W 50-60 Hz		20-350 VA			20-300 VA	Ringkjerne E-kjerne
350LR	14 714 63	3966	Triac Fasesnitt	(6) trykk m/endevederf.	F2A	25-350 W 50-60 Hz	25-250 W 50-60 Hz		20-300 VA Ringkj.				
1000LRI	14 714 58	3987 3763 6655 3769 3757	Triac Fasesnitt	(1) trykk	Elektronisk	40-1000 W	40-900 W		60-900 VA	26x36W**, 54x18W** 16x58W**, 26x24W**	10**	60-600 VA	Soft start
400 HR	14 714 56	3968	Triac Fasesnitt	(1) vri	F4A	60-400 W						60-400 VA	Dreiebryter Max og min just.
GLE750	14 714 60	6578	Transistor Fasesavnitt	Elektronisk	Elektronisk	60-750 W	60-500 W	60-750 VA					Soft start 1 - 10 V For innbygging
300GLI /8AR	14 714 57	3969	Triac/Rele	2 x (1) trykk Elektronisk	F2A	60-300 W Bryter 8A	60-150 W Bryter 6A	Bryter 8A Bryter 8A	60-300 VA Bryter 8A	Bryter 8A	Bryter 8A		Soft start Gnistfri br.
1-10LRE	14 714 55	3970 3765 3759 3771	Mekanisk Transistor	(1) trykk	F6,3A	Bryter 6A 1-200 mA		Bryter 2A		Bryter 2A			Bryter 1-10 V reg.
400GLEI T	14 714 61	4354	Transistor Fasesavnitt	Trykk Elektronisk	Elektronisk	20-400 W	20-350 W	20-400 VA	20-400 VA 20-300 Ringkj.			20-200 VA	Soft start Memory
GLI BB T	14 714 66	3972	Bryter	Trykk	F2A	Bibetjening			Bibetjening				
DTR105	66 300 88	3183	Transistor dimmer og trafo	Separat trykkbryter	Elektronisk	12V 35-105W							Soft start For innbygging
DTRM105	66 300 92	4232	Transistor dimmer og trafo	Separat trykkbryter	Elektronisk	12V 35-105W							Soft start For innbygging Funksjon med minne
STR105	66 300 89	3184	Transistor slavertrafo	Slave	Elektronisk	12V 35-105W							Soft start For innbygging
DTR200	66 300 90	3185	Transistor dimmer og trafo	Separat trykkbryter	Elektronisk	12V 50-200 W							Soft start For innbygging
DTRM200	66 300 93	4233	Transistor dimmer og trafo	Separat trykkbryter	Elektronisk	12V 50-200 W							Soft start For innbygging Funksjon med minne
STR200	66 300 91	3186	Transistor slavertrafo	Slave	Elektronisk	12V 50-200 W							Soft start For innbygging

NB! Alle oppgitte effekter gjelder for dimmeren montert med omgivelsestemperatur 25°C. Ved høyere omgivelsestemperatur må belastningen reduseres. Dersom 2 eller flere dimmere monteres i samme boks eller vertikalt inntil hverandre, må belastningen på hver dimmer reduseres, se bruksanvisning.

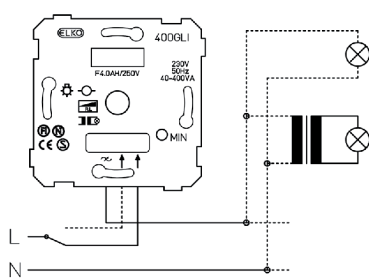
* Dimmeren kobler 100% ut ved overbelastning. Deretter må feilen rettes og dimmeren slås av før den igjen kan fungere som normalt.

** Bunnlast må benyttes

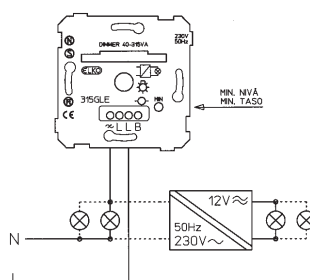
300 GL



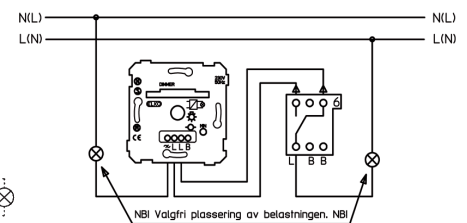
400 GLI



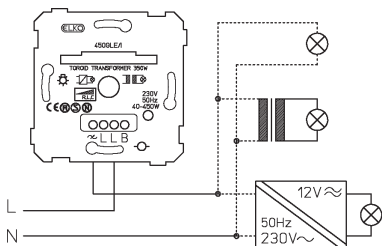
315 GLE / 630 GLE / 1000GLE



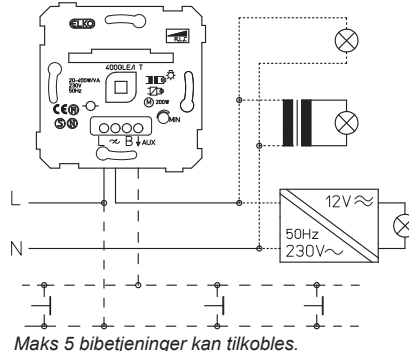
Kobling med endeveder



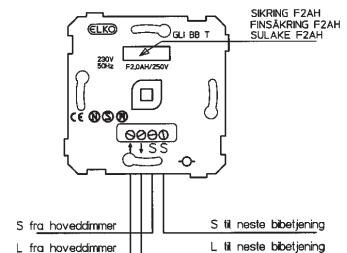
450 GLE/I / 600GLE/I



400 GLEI / T

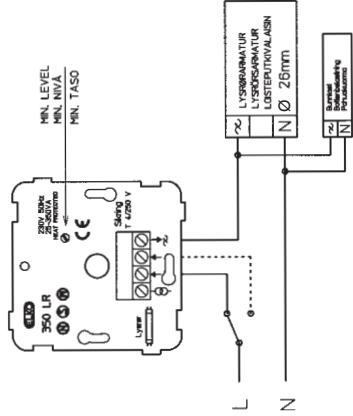


GLI BBT

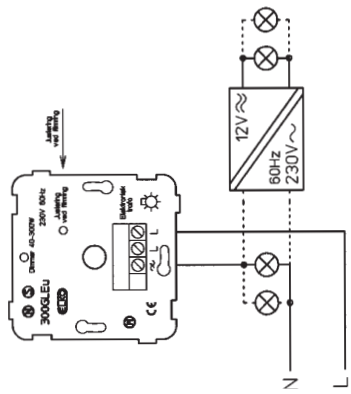


1) NB! Magnetisk og elektronisk trafo må ikke benyttes samtidig.

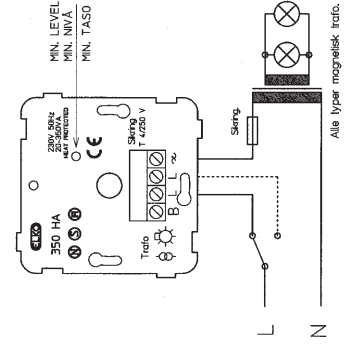
350 LR



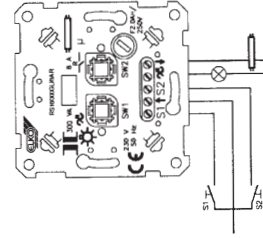
300GLE u 60 Hz



350 HA

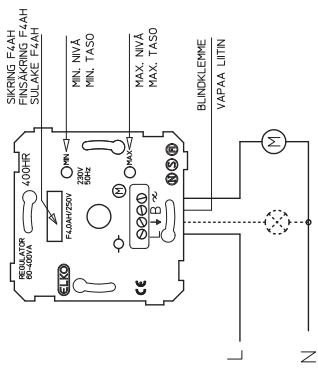


300 GLI/8A R

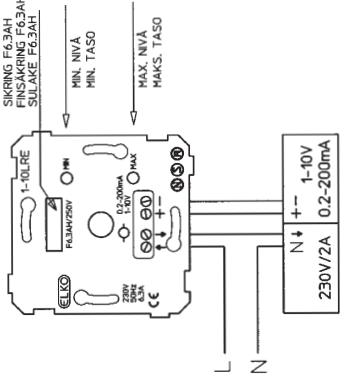


NB! Det må alltid være belastning på dimmerutgangen

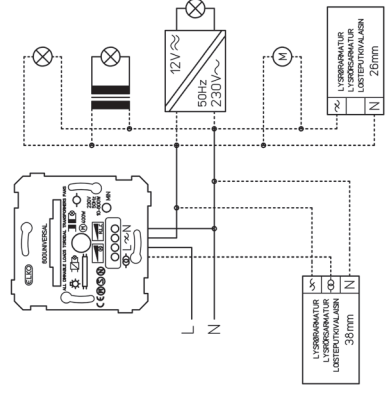
400 HR



1-10LRE

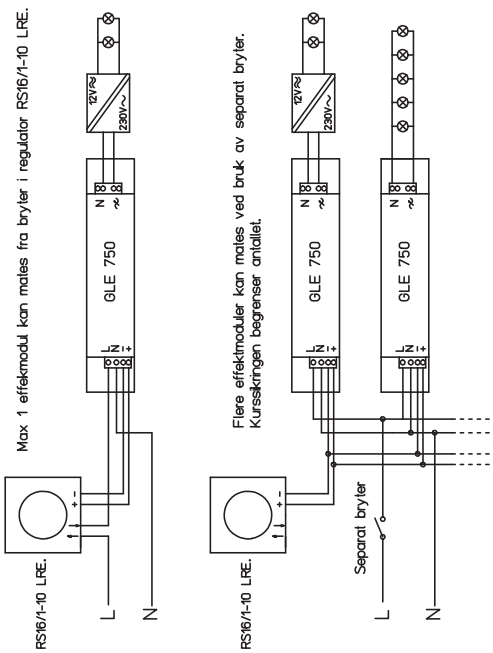


600 Universal

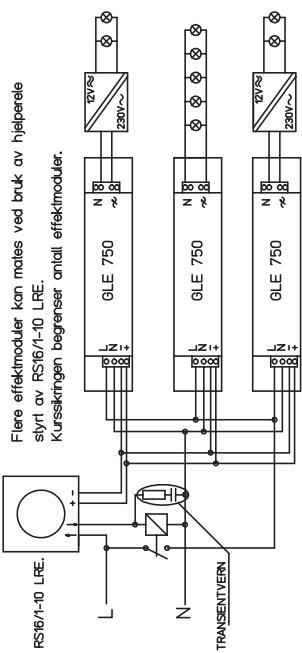


NB! Kan regulere alle last-typer samtidig.

GLE 750



Effektmodulene kan mates fra forskjellige kurser og samtidig styres fra samme regulator. Kursskiringene begrenser antall effektmoduler.



Fleire effektmoduler kan mates ved bruk av hjelpelede styrt av RS16/1-10 LRE. Kursskiringen begrenser antall effektmoduler.

KOBLINGSEKSEMPEL FOR GLE 750.

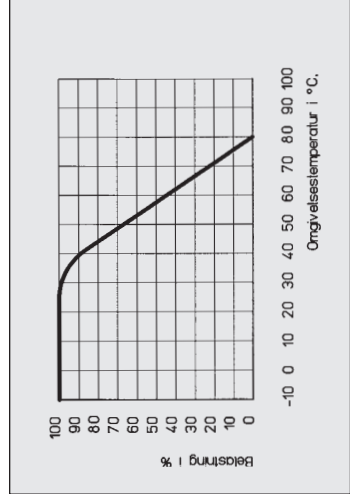
Max 1 effektmodul kan mates fra bryter i regulator RS16/1-10 LRE.

Fleire effektmoduler kan mates ved bruk av separat bryter. Kursskiringen begrenser antallet.

Fleire effektmoduler kan mates ved bruk av hjelpelede styrt av RS16/1-10 LRE. Kursskiringen begrenser antall effektmoduler.

FØR Å BESKYTTE ALLE ELEKTRONISKE APPARATER I EN INSTALLASJON ANBEFALES DET PÅ DET STERKESTE Å BRUKE 1 ELLER FLERE TRANSIENTVERN OVER ALLE TYPER INDUKTIVE LASTER, SOM FEK.S. RELEER, KONTAKTORER, UKOMPENSERTE LYSSTØFFRØR OG UTLADNINGSLAMPER.

ELKO KAN LEVERE TRANSIENTVERN 3035, EL-NUMMER 86 300 70.

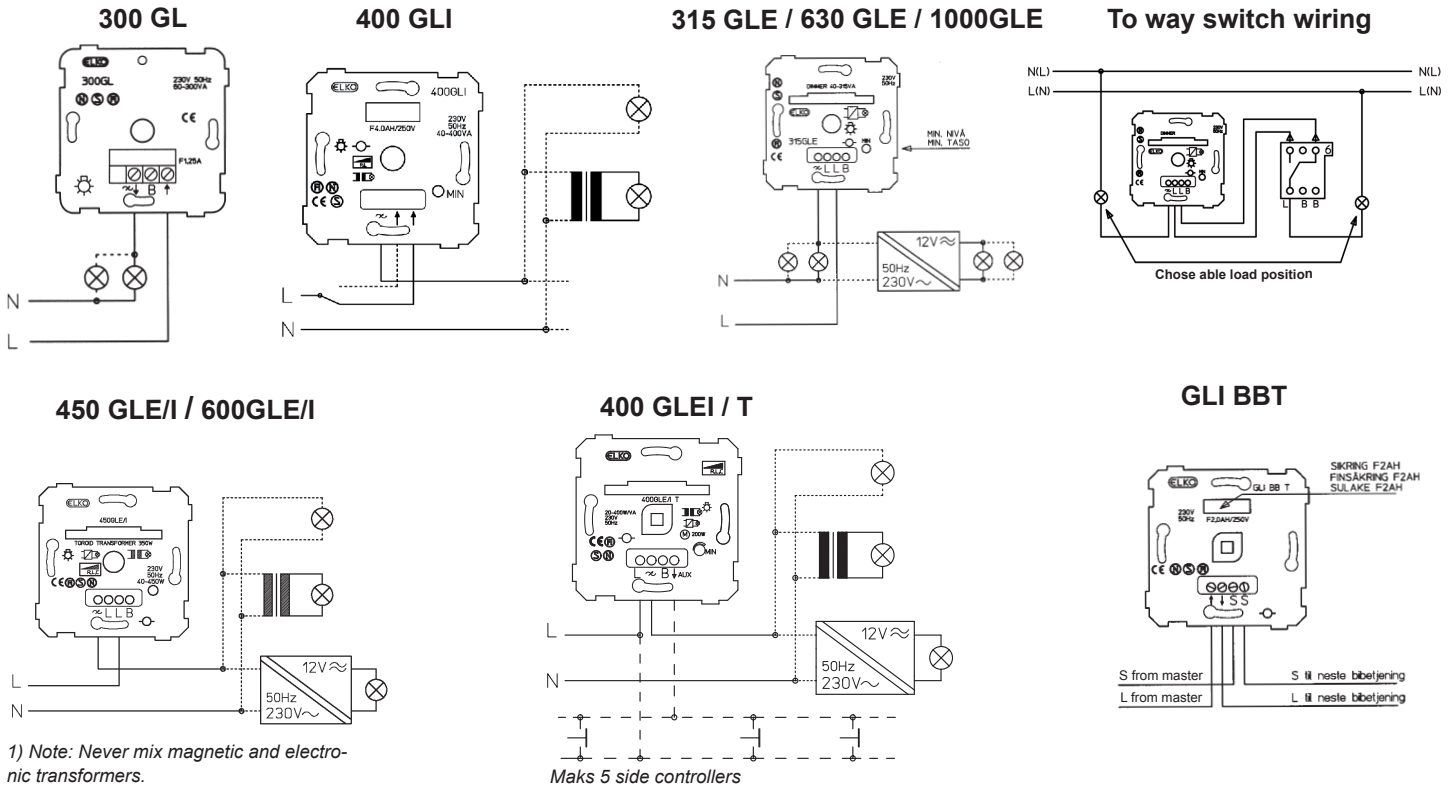


NB! Oppgitte effekter gjelder ved omgivelsestemperatur 25 °C. Ved høyere omgivelsestemperatur må belastningen reduseres. Dersom 2 eller flere dimmere monteres i samme boks, eller over hverandre, må belastningen på hver dimmer reduseres.

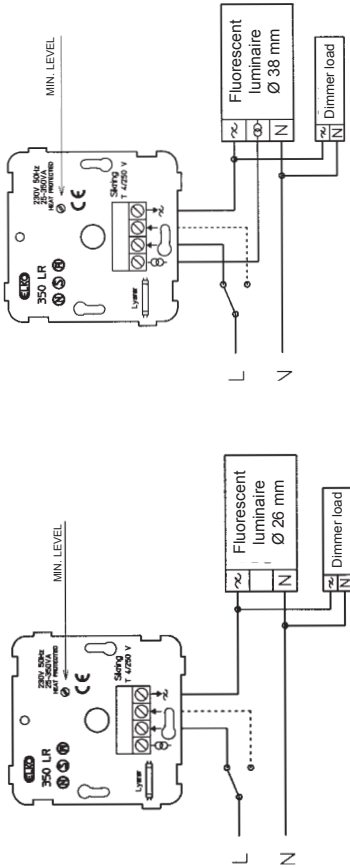
User guide: Dimmers

PRODUCT	PROD.NO	TYPE	SWITCH	FUSE TYPE PATTERN	OHMIC LOAD	230V HALOGEN	ELECTRONIC TRAFØ	MAGNETIC TRAFØ	ELECTRONIC BALLAST 24mm TC	40W 38 mm	FAN SPEED MOTOR	SPECIAL INFO
300GL	3961	Triac	(1) turn 50-60Hz	F1,25A	60-300W							
400GLI	4032 3755 3761 3767	Triac	(1) push	F4A	60-400W	300 W		300 VA				
315GLE	3962 3760 3754 3766	Transistor	(6) push	Electronic	40-315W	40-300W	40-315VA					Soft start
630GLE	3963 3762 3756 3768	Transistor	(6) push	Electronic	40-630W	40-600W	40-630VA					Soft start
1000GLE	3973 3764 3758 3770	Transistor	(6) push	Electronic	40-1000W	40-900W	40-1000VA					Soft start
450GLE/I	3974	Transistor	(6) push	Electronic	40-450W	40-400W	40-450VA	40-450VA 40-350VA Ringcore			20 - 150VA	Soft start 1) See wire diagr
600GLE/I	3975	Transistor	(6) push	Electronic	40-600W	40-550W	40-600VA	40-600VA 40-500 VA Ringcore			20 - 200VA	Soft start 1) See wire diagr
600 Universal	3976	Transistor	(1) push	Electronic	20-600W	20-550W	20-600VA	20-600VA 20-500 VA Ringcore	20-550VA cos_0,95	2,5A	20-400VA	Soft start 1) See wire diagr
300GLEu 60Hz	3964	Transistor	(6) push	Electronic	40-300W 60Hz	40-250W 60Hz	40-300VA 60Hz					Soft start 60Hz
350HA	3965	Triac	(6) push	T4A	20-350W 50-60Hz	20-300W 50-60Hz		20-350VA 20-300 VA Ringcore			20-300VA	Ringcore E-core
350LR	3966	Triac	(6) push	F2A	25-350W 50-60Hz	25-250W 50-60Hz			8x36W**, 16x18W** 5x58W**, 9x24W**	3**		
1000LRI	3967 3763 3757 3769 6655	Triac	(1) push	Electronic	40-1000W	40-900W		60-900VA	26x36W**, 54x18W** 16x58W**, 26x24W**	10**	60-600VA	Soft start
400HR	3968	Triac	(1) turn	F4A	60-400W						60-400VA	Rotary switch Max og min just.
GLE750	6578	Transistor	Electronic	Electronic	60-750W	60-500W	60-750VA					Soft start 1 - 10V
300GLI /8AR	3969	Triac Triac/Relay	2 x (1) push	F2A Switch 8A	60-300W Switch 6A	60-150W Switch 8A	Switch 8A	60-300VA Switch 8A	Switch 8A			Soft start Spark free
1-10LRE	3970 3765 3759 3771	Mechanical Transistor	(1) push	F6,3A	Switch 6A 1-200mA		Switch 2A		Switch 2A			Switch 1-10V reg.
400GLEI T	3971 4354	Transistor	Touch Electronic	F4A	20-400 W	20-350 W	20-400 VA	20-400 VA 20-300 VA Ringcore			20-200 VA	Soft start Memory
GLI BBT	3972	Switch	push	F2A	Slave unit			Slave unit				
DTR105	3183	Transistor dimmer/transformer	Separate push switch	Electronic	12V 35-105W							Soft start Flush type
DTRM105	4232	Transistor dimmer/transformer	Separate push switch	Electronic	12V 35-105W							Soft start Flush type With memory
STR105	3184	Transistor slave trafo	Slave	Electronic	12V 35-105W							Soft start Flush type
DTR200	3185	Transistor dimmer/transformer	Separat push switch	Electronic	12V 50-200W							Soft start Flush type
DTRM200	4233	Transistor dimmer/transformer	Separat push switch	Electronic	12V 50-200W							Soft start Flush type With memory
STR200	3186	Transistor slave trafo	Slave	Electronic	12V 50-200W							Soft start Flush type

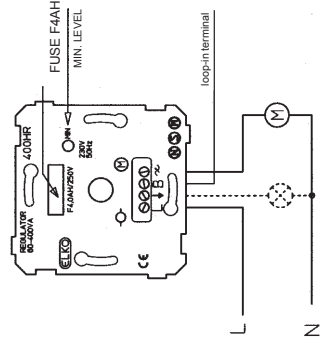
* When overloaded, the dimmer uses micro-controller based circuitry that creates a 100% break. The source of error must be repaired, the dimmer must be set to off-position, before normal function is re-established.
 ** Separate dimmer load must be connected in parallel.



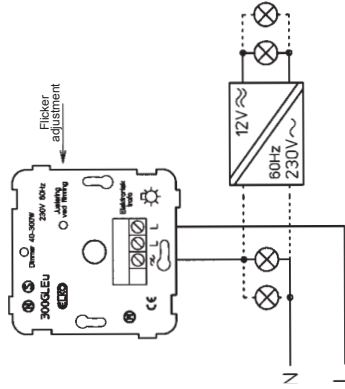
350 LR



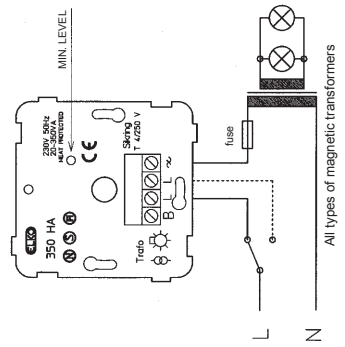
400 HR



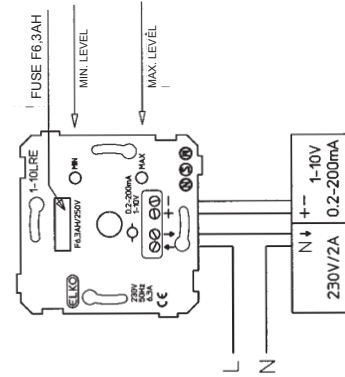
300GLE u 60 HZ



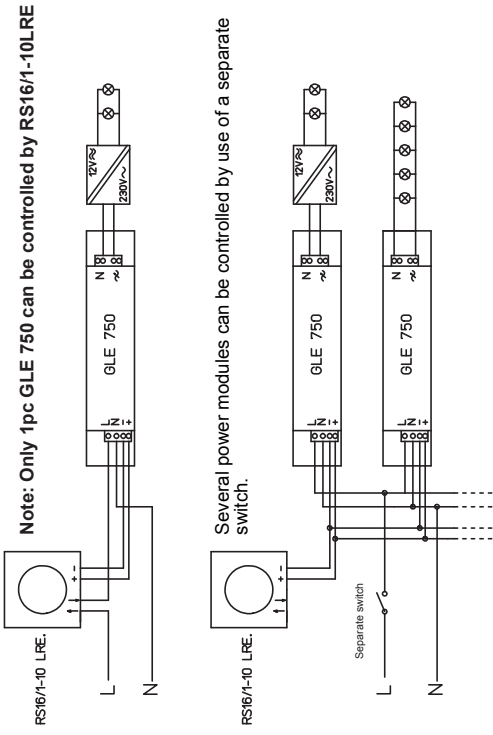
350 HA



1-10LRE

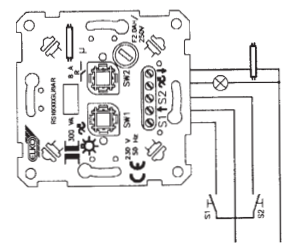


GLE 750 (EXAMPLES OF WIRE DIAGRAMS)



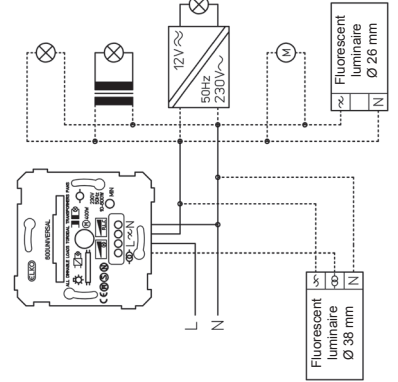
Note: 1 pc RS16/1-10LRE can simultaneously control several GLE 750 (fed from independent sources). The number of GLE 750 is limited to the fuse (MCB) of the circuit(s).

300 GLI/8A R

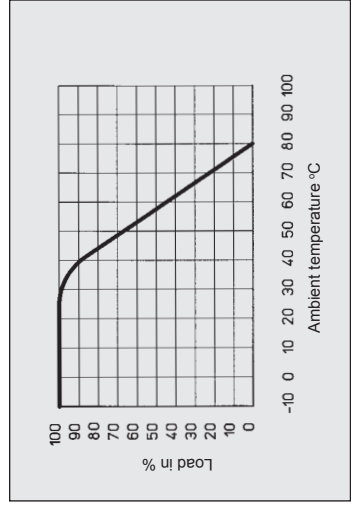


Note: dimmer terminals shall always be «loaded»

600 Universal



Note: Dimmer controls all types of load.



Note: all given power loads are valid for dimmers working at ambient temperatures of max. 25 °C. At higher temperatures the load must be reduced. When 2 or more dimmers are mounted in the same box or above each other, the load on each dimmer must be reduced.

Several power modules are fed by use of a separate relay, controlled by the dimmer RS16/1-10V (Elko No 3970). The MCB limits the number of power modules.

In order to protect all electronic equipment, we strongly recommend to use 1 or more transient protection units for all kinds of inductive loads, like relays, contactors, uncompensated fluorescent lamps. ELKO offers transient protection: ELKO No: 3035.