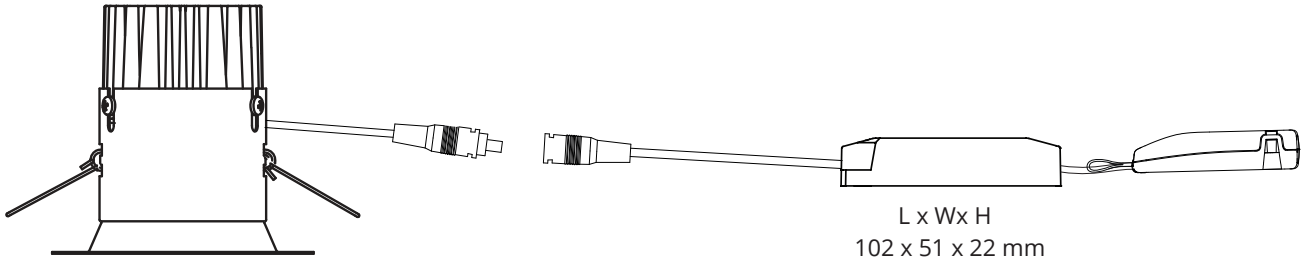




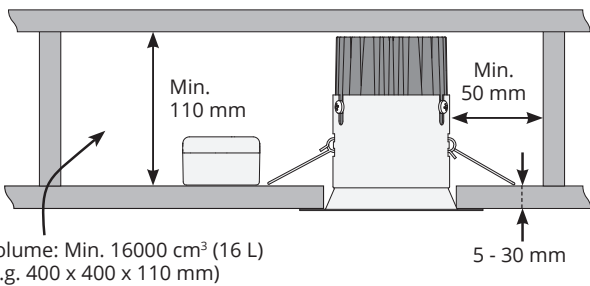
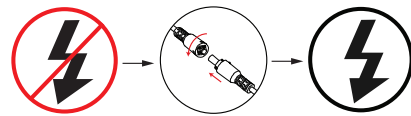
Jupiter Pro 1500



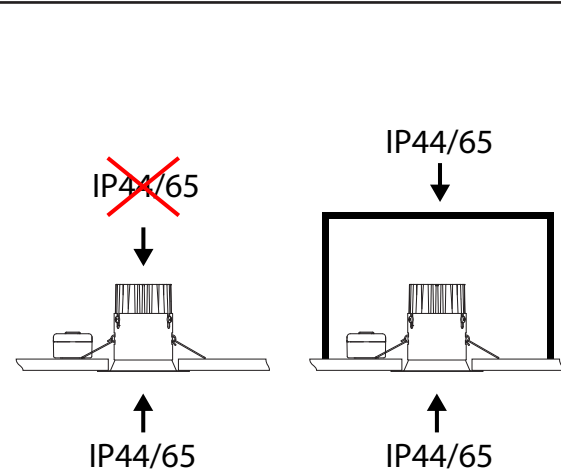
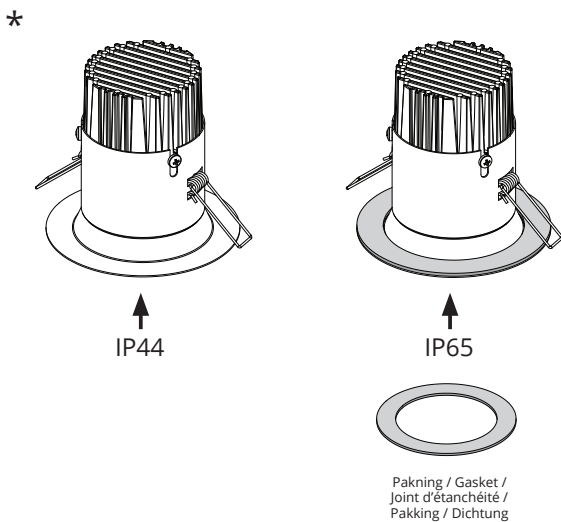
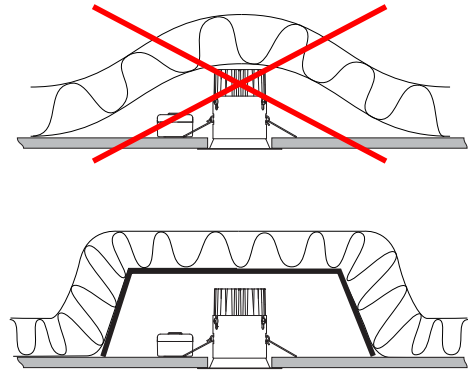
220-240V 13W 50/60Hz



	Jupiter Pro	Rehab 180	Rehab 250	Rehab 300
	Ø83 mm	Ø83-160 mm	Ø170-230 mm	Ø255-280



Volume: Min. 16000 cm³ (16 L)
(E.g. 400 x 400 x 110 mm)



NORWAY
SG Armaturen AS

Skytterheia 25
N-4790 Lillesand

Tel: +47 37 50 03 00
firmapost@sg-as.no
www.sg-as.no

SWEDEN
SG Armaturen AB
Tel: +46 31 81 71 10
info@sg-ab.se
www.sg-ab.se

DENMARK
SG Armaturen A/S
Tel: +45 70 70 72 13
info@sg-as.dk
www.sg-as.dk

GERMANY
SG Leuchten GmbH
Tel: +49 40 23 99 44 59
info@sg-leuchten.de
www.sg-leuchten.de

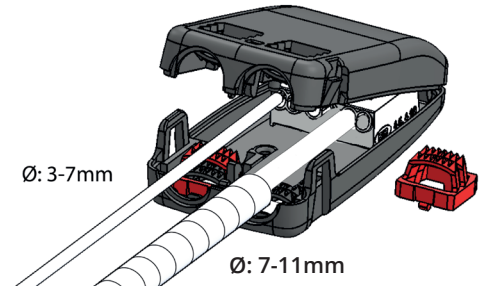
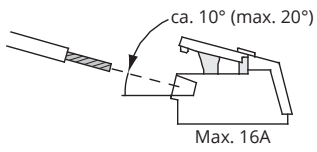
FINLAND
SG Armaturen Oy
Tel: +358 02 07 30 39 60
info@sg-oy.fi
www.sg-oy.fi

FRANCE
SG Lighting SA/NV
Tel: +33(0) 4 94 93 00 00
info.france@sglighting.fr
www.sglighting.net

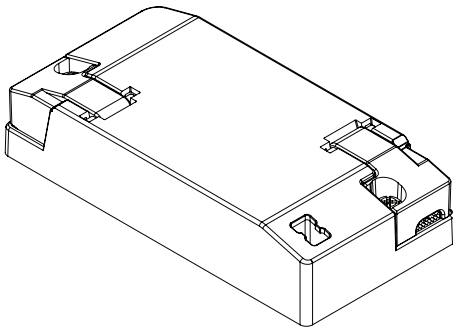
BENELUX
SG Lighting SA/NV
Tel: +32(0) 15 20 72 71
info.benelux@sglighting.net
www.sglighting.net

SWITZERLAND
SG Leuchten SA
Tel: +41 44 868 20 00
info@sg-leuchten.ch
www.sg-leuchten.ch

INTERNATIONAL
SG Lighting Co Ltd.
Tel: +86 769 88 49 20 88
cindy@sgdgc.com
www.sg-as.com



Dipswitch

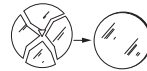


	ON	ON	ON	Standard	ON	ON
	1 2 3	1 2 3	1 2 3	1 2 3	1 2 3	1 2 3
mA	200	250	300	350	400	450
lm	57%	71%	86%	100%	114%	-

Replaceable light source by a professional

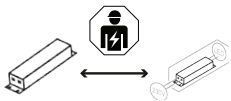


NO: Kan kun installeres og vedlikeholdes av en registrert installasjonsvirksomhet.
DK: Må kun installeres og vedligeholdes af uddannet elektriker.
SE: Skall installeras och underhållas av behörig elektriker.
EN: Only to be installed and maintained by an authorized electrician.
FR: Doit être installé et maintenu par un électricien qualifié.

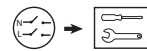


NO: Skadet glass må erstattes med nytt.
EN: Damaged glass must be replaced.
DK: Beskadiget glas skal udskiftes
SE: Skadat glas måste ersättas med nytt.
FR: Tout verre endommagé doit être remplacé.
NL: Gebroken glas moet vervangen worden.
DE: Glasscherben müssen ausgetauscht werden.
FI: Vaurioitunut lasi on vaihdettava

Replaceable control gear by a professional



NL: Mag alleen geïnstalleerd en onderhouden worden door een bevoegde electricien.
DE: Dieses Produkt darf nur durch autorisiertes Personal (z.B. Elektro-Installateur) angeschlossen, in Betrieb genommen und gewartet werden.
FI: Asentaa ja huoltaa saa vain valtuutettu sähköasentaja



NO: Skru av strømmen før montering.
DK: Sluk for strømmen inden montering.
SE: Stäng av strømmen innan montering.
EN: Turn off power before installing.
FR: Couper le courant avant l'installation.
NL: Stroom uitschakelen voor u het toestel installeert.
DE: Vor Installationsarbeiten den Strom abschalten.
FI: Sammuta virta ennen kytkemistä