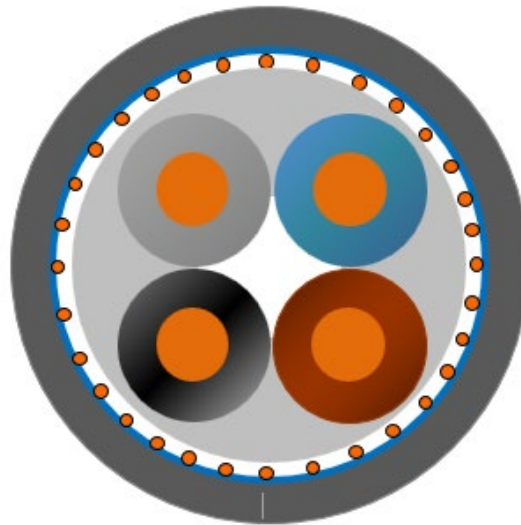


Environmental Product Declaration

In accordance with ISO14025:2006 and EN15804:2012+A2:2019
Y171351 - FXQJ / IFSI CU 0.6/1kV



Scabelte

Owner of the declaration:
Cabelte - Cabos Eléctricos. S.A

Product name:
Y171351 - FXQJ / IFSI CU 0.6/1kV

Declared unit:
1 m of installed electrical cables or lines with a specific function, from cradle-to-grave with activities needed for the study period of the construction.

Product category /PCR:
NPCR 027 - Part B for Electrical cables and wires. 01.03.2022. EPD Norge; NPCR PART A - Construction products and services. Version: 2.0. 24.03.2021. EPD Norge

Program holder and publisher:
The Norwegian EPD foundation

Declaration number:
NEPD-11801-11744

Registration number:
NEPD-11801-11744

Issue date: 15.07.2025

Valid to: 15.07.2030

General information

Product:

Y171351 - FXQJ / IFSI CU 0.6/1kV

Program operator:

The Norwegian EPD Foundation
Post Box 5250 Majorstuen. 0303 Oslo. Norway
Phone: +47 23 08 80 00
e-mail: post@epd-norge.no

Declaration number:

NEPD-11801-11744

This declaration is based on Product Category

Rules:

NPCR 027 - Part B for Electrical cables and wires.
01.03.2022. EPD Norge
NPCR PART A - Construction products and services.
Version: 2.0. 24.03.2021. EPD Norge
PCR review conducted by: Christofer Skaar

Statement of liability:

The owner of the declaration shall be liable for the underlying information and evidence. EPD Norway shall not be liable with respect to manufacturer life cycle assessment data and evidences.

Declared unit:

1 m of installed electrical cables or lines with a specific function, from cradle-to-grave with activities needed for the study period of the construction.

Functional unit:

1 m of installed power cable used to transmit a reference energy throughput of 1A over a period of 100 years.

Verification:

Independent verification of the declaration and data according to ISO14025:2010

internal

external



Arch. Lucas Pedro Berman (Senda -
Environmental and Energy Consulting)

Independent verifier approved by EPD Norway

Owner of the declaration:

Cabelte - Cabos Eléctricos. S.A
Contact person: Manuela Carvalho
Phone: +351 961 870 595

Manufacturer:

Cabelte - Cabos Eléctricos. S.A
Rua de Espírito Santo
4410-420 Arcozelo, Vila Nova de Gaia. Portugal
Phone: +351 961 870 595

Place of production:

Arcozelo unit: Rua de Espírito Santo
4410-420 Arcozelo, Vila Nova de Gaia. Portugal
Ribeirão unit: Avenida da Indústria. 382
4760-715 Ribeirão, Vila Nova de Famalicão. Portugal

Management system:

ISO 9001
ISO 14001
ISO 45001

Organisation no:

PT 500049572

Issue date:

15.07.2025

Valid to:

15.07.2030

Year of study:


2023

Comparability:

EPD of construction products may not be able to compare if they do not comply with EN 15804 and are seen in a building context.

The EPD has been worked out by:

Susana Lopes - Cabelte



Approved

Manager of EPD Norway

Product

Product description:

Y171351 – FXQJ / IFSI CU 0.6/1kV

Low voltage power cable

Copper conductors

CPC Product's code 46310 (Insulated wire and cable; optical fibre cables)

Product specification:

Low voltage power cable

Cable with copper conductors

XLPE (cross-linked polyethylene) insulation

LSZH outer jacket. non-flame retardant halogen-free

Rated voltage: 0.6 / 1 (1.2) kV

Materials		Value (kg)	%
FIO MAQ. Cu 8mm DIAM.	Copper	2.85E+00	82%
XLPE BT 101 BK WANMA	Polyethylene	9.88E-02	3%
LDPE NATURAL	Polyethylene	5.54E-02	2%
COMPOSTO VICOM HF 103	Polyethylene	1.31E-01	4%
HFFR REVIL GM 09	Polyethylene	3.22E-01	9%
Total with exclusions		3.46E+00	99%
Total without exclusions		3.50E+00	100%
Final product (cable) (kg/m)		3.37E+00	
Packaging (reels)	Wood	3.70E-01	

Technical data:

Round solid copper conductor class 1, manufactured according to EN 60228

XLPE insulation according to IEC 60502-1

LSZH inner sheath

Concentric conductor of round annealed copper wires and a copper binder tape over the wires

Plastic tape spirally applied over the concentric conductor

Halogen free fire retardant thermoplastic compound with UV protection.

Market:

Norway

Reference service life. product:

100 years

Reference service life. building:

Not applicable

Additional technical information

Rated voltage: 0.6 / 1 (1.2) kV

Construction and testing according standards:

EN 60228

Based on HD 604 Part 5 Section D

IEC 60502-1

Flame retardant – EN 60332-1-2

Fire retardant – EN 50399

IEC 60332-3-24 Cat.C

Halogen free – EN 60754-1

Low acidity and corrosivity – EN 60754-2

Reaction to fire – EN 50575 (Dca-s2.d2)

The reference product Y171351 - FXQJ / IFSI CU 0.6/1kV represents the entire product family based on the highest material consumption.

Other references from the same family:

6182359 FXQJ/IFSI cu 1kV 3x10/10

6182356 FXQJ/IFSI cu 1kV 3x16/16

6182357 FXQJ/IFSI cu 1kV 3x25/16

6182353 FXQJ/IFSI cu 1kV 4x16/16

6182354 FXQJ/IFSI cu 1kV 4x25/16

6182355 FXQJ/IFSI cu 1kV 4x35/16

Y171350 FXQJ/IFSI cu 1kV 4x50/35

LCA: Calculation rules

Declared unit:

1 m of installed electrical cables or lines with a specific function, from cradle-to-grave with activities needed for the study period of the construction.

Cut-off criteria:

Were followed the PCRs indications
No relevant material or energy flows were excluded.

Allocation:

Allocation rules based on physical relations were used to determine the wastes generated in production module.

Data quality:

Specific data for the product composition are provided by the manufacturer. The data represent the production of the declared product and were collected for EPD development in the year of study. Background data is based on LCA databases. The data quality of the raw materials in A1 is presented in the table below.

Specific data for the product composition are provided by the manufacturer. The data represent the production of the declared product and were collected for EPD development in the year of study. Background data is based on EPDs according to EN 15804 and different LCA databases. The data quality of the raw materials in A1 is presented in the table below.

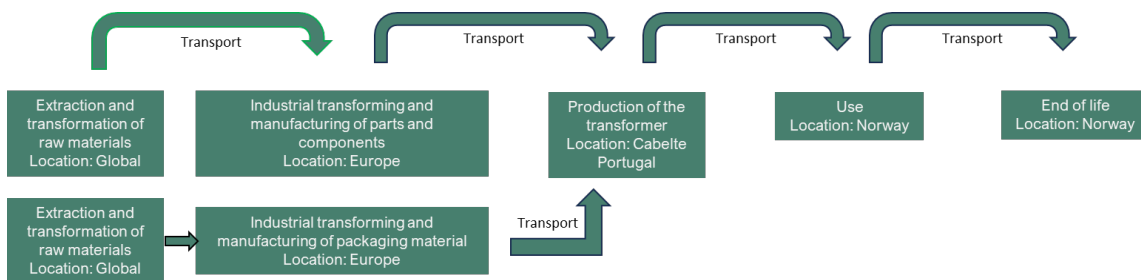
Materials	Source	Data quality	Year
FIO MAQ. Cu 8mm DIAM.	Ecoinvent 3.10	Database	2023
XLPE BT 101 BK WANMA	Ecoinvent 3.10	Database	2023
LDPE NATURAL	Ecoinvent 3.10	Database	2023
COMPOSTO VICOM HF 103	Ecoinvent 3.10	Database	2023
HFFR REVIL GM 09	Ecoinvent 3.10	Database	2023

System boundaries (X=included. MND=module not declared. MNR=module not relevant)

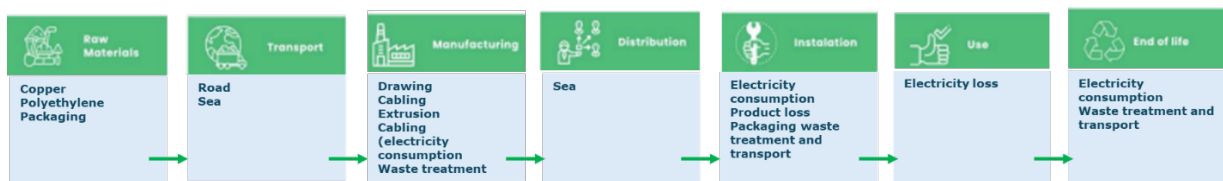
Product stage			Assembly stage		Use stage								End of life stage				Benefits & loads beyond system boundary
Raw materials	Transport	Manufacturing	Transport	Assembly	Use	Maintenance	Repair	Replacement	Refurbishment	Operational energy use	Operational water use	De-construction demolition	Transport	Waste processing	Disposal	Reuse-Recovery-Recycling-potential	
A1	A2	A3	A4	A5	B1	B2	B3	B4	B5	B6	B7	C1	C2	C3	C4	D	
X	X	X	X	X	X	X	X	X	X	X	X	X	X	X	X	X	

System boundary:

All life cycle stages are to be included, is a cradle to grave study.



Schematic representation of the life cycle of the products under study with geographic location



Schematic representation of the life cycle of the products under study with main environmental factors

LCA: Scenarios and additional technical information

The following information describe the scenarios in the different modules of the EPD.

Transport from production place to assembly/user (A4)

This process consists in the transportation of the cable from Cabelte Portugal to installation site of the country of destiny (Norway).

A4	Type of vehicle	Distance [km]	Fuel/Energy	Modelling
Truck	The type of vehicle is a lorry	500	The fuel consumed is diesel	<i>Transport. freight. lorry > 32 metric ton. EURO 4. RER was used to model the road transportation</i>
Sea transport	The type of vehicle is a container ship	2557.61	The fuel consumed is heavy fuel oil	<i>Transport. freight. sea. container ship. heavy fuel oil GLO was used to model the sea transportation</i>

Assembly/ Installation (A5)

	Unit	Value
Electricity consumption	kWh	4.03E-02
Electricity. low voltage. residual mix. NO was used to model electricity consumption The GWP is 598.61 g CO2e/kWh		
Material loss	kg	1.69E-01

Operational energy (B6) and water consumption (B7)

	Unit	Value
Water consumption	m ³	0
Electricity consumption	kWh	8.61E-01
<p>The cable dissipates energy due to the Joule effect according to the formula:</p> $E_{use} \left[\frac{J}{km} \right] = R_{linear} * I^2 * RSL$ <p>Where:</p> <ul style="list-style-type: none"> Euse is the energy dissipated by the cable during its operating time. Rlinear is the linear resistivity of the cable. expressed in Ω/km I2 is the current. expressed in A RSL is the reference service life of the product <p>Study period: 100 years</p> <p>Electricity. low voltage. residual mix. NO was used to model electricity consumption. The GWP is 598.61 g CO2e/kWh</p>		

End of Life (C1. C3. C4)

C1. C2. C3	Unit	Value
Hazardous waste disposed	kg	0
Collected as mixed construction waste	kg	0
Reuse	kg	0
Recycling	kg	1.67E+00
Energy recovery	kg	2.96E-01
To landfill and incineration	kg	1.41E+00

Transport to waste processing (C2)

C2	Type of vehicle	Distance [km]	Fuel/Energy	Modelling
Truck	The type of vehicle is a lorry	100	The fuel consumed is diesel	<i>Transport. freight. lorry > 32 metric ton. EURO 4. RER was used to model the road transportation</i>

Benefits and loads beyond the system boundaries (D)

Benefits and loads beyond the system boundaries (D)	Unit	Value
Substitution of electricity. in Norway	MJ	7.25E-02
Substitution of primary copper with net scrap	kg	1.67E+00

LCA: Results

The result tables are given using a *market based (guarantee of origin) approach* for foreground system (A3).

Core environmental impact indicators

Indicator	Unit	A1-A3	A4	A5	B1-B5	B6	B7	C1	C2	C3	C4	D
GWP - total	kg CO2 eq	6.13E+00	8.04E-02	1.85E-01	0.00E+00	1.44E-01	0.00E+00	6.75E-03	9.74E-03	9.08E-01	6.45E-03	7.47E+00
GWP - fossil	kg CO2 eq	6.24E+00	8.04E-02	5.23E-02	0.00E+00	1.44E-01	0.00E+00	6.74E-03	9.73E-03	9.07E-01	1.55E-02	7.46E+00
GWP - biogenic	kg CO2 eq	-1.25E-01	2.26E-05	1.32E-01	0.00E+00	4.07E-05	0.00E+00	1.90E-06	5.37E-06	1.56E-03	-9.03E-03	0.00E+00
GWP - luluc	kg CO2 eq	9.06E-03	3.20E-05	1.34E-05	0.00E+00	1.95E-05	0.00E+00	9.10E-07	3.30E-06	2.64E-04	3.50E-06	9.39E-03
ODP	kg CFC11 eq	6.20E-08	1.43E-09	3.29E-10	0.00E+00	2.30E-09	0.00E+00	1.08E-10	1.91E-10	3.63E-09	1.65E-10	7.02E-08
AP	molc H+ eq	4.37E-01	9.68E-04	9.61E-05	0.00E+00	4.41E-04	0.00E+00	2.06E-05	3.77E-05	1.25E-03	4.55E-05	4.40E-01
EP-freshwater	kg P eq	3.46E-02	4.40E-06	6.87E-06	0.00E+00	5.31E-05	0.00E+00	2.48E-06	6.47E-07	9.44E-05	8.44E-07	3.47E-02
EP-marine	kg N eq	2.19E-02	2.67E-04	3.19E-05	0.00E+00	9.40E-05	0.00E+00	4.40E-06	1.41E-05	2.73E-04	1.79E-04	2.28E-02
EP-terrestrial	molc N eq	3.04E-01	2.95E-03	2.93E-04	0.00E+00	9.58E-04	0.00E+00	4.48E-05	1.54E-04	2.73E-03	1.91E-04	3.12E-01
POCP	kg NMVOC eq	8.77E-02	8.98E-04	8.97E-05	0.00E+00	2.93E-04	0.00E+00	1.37E-05	5.95E-05	8.44E-04	6.65E-05	9.00E-02
ADP-M&M2	kg Sb-Eq	5.64E-03	1.71E-07	8.98E-08	0.00E+00	9.81E-07	0.00E+00	4.59E-08	2.63E-08	2.97E-06	2.16E-08	5.65E-03
ADP-fossil2	MJ	7.95E+01	1.08E+00	2.75E-01	0.00E+00	2.17E+00	0.00E+00	1.01E-01	1.38E-01	2.86E+00	1.32E-01	8.63E+01
WDP2	m3	4.70E+00	4.71E-03	3.18E-02	0.00E+00	3.30E-02	0.00E+00	1.54E-03	6.93E-04	5.56E-01	9.54E-04	5.32E+00

GWP-total: Global Warming Potential; **GWP-fossil:** Global Warming Potential fossil fuels; **GWP-biogenic:** Global Warming Potential biogenic; **GWP-LULUC:** Global Warming Potential land use and land use change; **ODP:** Depletion potential of the stratospheric ozone layer; **AP:** Acidification potential. Accumulated Exceedance; **EP-freshwater:** Eutrophication potential. fraction of nutrients reaching freshwater end compartment; See "additional Norwegian requirements" for indicator given as PO4 eq. **EP-marine:** Eutrophication potential. fraction of nutrients reaching freshwater end compartment; **EP-terrestrial:** Eutrophication potential. Accumulated Exceedance; **POCP:** Formation potential of tropospheric ozone; **ADP-M&M:** Abiotic depletion potential for non-fossil resources (minerals and metals); **ADP-fossil:** Abiotic depletion potential for fossil resources; **WDP:** Water deprivation potential. deprivation weighted water consumption
 Reading example: $9.0 \text{ E-}03 = 9.0 \cdot 10^{-3} = 9.0 \cdot \frac{1}{10} \cdot \frac{1}{10} = 0.009$ $9.0 \text{ E+}03 = 9.0 \cdot 10^3 = 9.0 \cdot 10 \cdot 10 \cdot 10 = 9000$

Additional environmental impact indicators

Indicator	Unit	A1-A3	A4	A5	B1-B5	B6	B7	C1	C2	C3	C4	D
PM	Disease incidence	1.02E-06	6.09E-09	1.00E-09	0.00E+00	1.64E-09	0.00E+00	7.67E-11	9.61E-10	1.41E-08	1.25E-09	1.05E-06
IRP1	kBq U235 eq.	6.45E-01	1.07E-03	2.42E-03	0.00E+00	3.04E-02	0.00E+00	1.42E-03	1.67E-04	2.42E-02	1.56E-04	7.05E-01
ETP-fw2	CTUe	3.93E+03	9.56E-01	1.63E+00	0.00E+00	3.95E+00	0.00E+00	1.85E-01	1.31E-01	3.00E+01	1.16E+00	3.97E+03
HTP-c2	CTUh	7.73E-08	4.35E-10	8.04E-11	0.00E+00	1.90E-10	0.00E+00	8.91E-12	5.88E-11	9.89E-10	1.03E-10	7.92E-08
HTP-nc2	CTUh	4.61E-06	7.61E-10	6.82E-10	0.00E+00	1.93E-09	0.00E+00	9.03E-11	1.15E-10	9.32E-09	2.36E-09	4.63E-06
SQP2	Dimensionless	1.55E+02	7.94E-01	9.50E-02	0.00E+00	3.12E-01	0.00E+00	1.46E-02	1.39E-01	1.19E+00	1.76E-01	1.58E+02

PM: Particulate matter emissions; **IRP:** Ionising radiation. human health; **ETP-fw:** Ecotoxicity (freshwater); **ETP-c:** Human toxicity. cancer effects; **HTP-nc:** Human toxicity. non-cancer effects; **SQP:** Land use related impacts / soil quality

¹ This impact category deals mainly with the eventual impact of low dose ionizing radiation on human health of the nuclear fuel cycle. It does not consider effects due to possible nuclear accidents, occupational exposure nor due to radioactive waste disposal in underground facilities. Potential ionizing radiation from the soil, from radon and from some construction materials is also not measured by this indicator.

² The results of this environmental impact indicator shall be used with care as the uncertainties on these results are high or as there is limited experience with the indicator

Resource use

Indicator	Unit	A1-A3	A4	A5	B1-B5	B6	B7	C1	C2	C3	C4	D
PERE	MJ	2.19E+01	1.45E-02	2.20E-02	0.00E+00	1.86E-01	0.00E+00	8.71E-03	2.19E-03	3.36E-01	2.42E-03	2.25E+01
PERM	MJ	0.00E+00	0.00E+00	0.00E+00	0.00E+00	0.00E+00	0.00E+00	0.00E+00	0.00E+00	0.00E+00	0.00E+00	0.00E+00
PERT	MJ	2.19E+01	1.45E-02	2.20E-02	0.00E+00	1.86E-01	0.00E+00	8.71E-03	2.19E-03	3.36E-01	2.42E-03	2.25E+01
PENRE	MJ	7.95E+01	1.08E+00	2.75E-01	0.00E+00	2.17E+00	0.00E+00	1.01E-01	1.38E-01	2.86E+00	1.32E-01	8.63E+01
PENRM	MJ	0.00E+00	0.00E+00	0.00E+00	0.00E+00	0.00E+00	0.00E+00	0.00E+00	0.00E+00	0.00E+00	0.00E+00	0.00E+00
PENRT	MJ	7.95E+01	1.08E+00	2.75E-01	0.00E+00	2.17E+00	0.00E+00	1.01E-01	1.38E-01	2.86E+00	1.32E-01	8.63E+01
SM	kg	2.79E-01	4.81E-04	8.89E-05	0.00E+00	3.06E-04	0.00E+00	1.43E-05	5.96E-05	9.15E-04	1.31E-04	2.81E-01
RSF	MJ	4.86E-02	4.50E-06	3.91E-06	0.00E+00	2.26E-06	0.00E+00	1.06E-07	7.52E-07	8.34E-05	2.73E-06	4.87E-02
NRSF	MJ	0.00E+00	0.00E+00	0.00E+00	0.00E+00	0.00E+00	0.00E+00	0.00E+00	0.00E+00	0.00E+00	0.00E+00	0.00E+00
FW	m3	1.66E-01	1.32E-04	7.53E-04	0.00E+00	2.04E-03	0.00E+00	9.53E-05	2.00E-05	1.30E-02	-2.15E-04	1.82E-01

PERE Renewable primary energy resources used as energy carrier; **PERM** Renewable primary energy resources used as raw materials; **PERT** Total use of renewable primary energy resources; **PENRE** Nonrenewable primary energy resources used as energy carrier; **PENRM** Nonrenewable primary energy resources used as materials; **PENRT** Total use of non-renewable primary energy resources; **SM** Use of secondary materials; **RSF** Use of renewable secondary fuels; **NRSF** Use of non-renewable secondary fuels; **FW** Use of net fresh water.

End of life – Waste

Indicator	Unit	A1-A3	A4	A5	B1-B5	B6	B7	C1	C2	C3	C4	D
HWD	kg	2.04E+00	1.53E-03	8.01E-03	0.00E+00	1.42E-02	0.00E+00	6.65E-04	2.00E-04	1.43E-01	3.86E-04	2.21E+00
NHWD	kg	1.33E+02	2.80E-02	1.56E-01	0.00E+00	2.67E-01	0.00E+00	1.25E-02	4.02E-03	1.09E+00	1.67E+00	1.37E+02
RWD	kg	1.68E-04	2.65E-07	5.96E-07	0.00E+00	7.48E-06	0.00E+00	3.50E-07	4.14E-08	6.00E-06	3.84E-08	1.83E-04

HWD Hazardous waste disposed; **NHWD** Non-hazardous waste disposed; **RWD** Radioactive waste disposed.

End of life – output flow

Indicator	Unit	A1-A3	A4	A5	B1-B5	B6	B7	C1	C2	C3	C4	D
CRU	kg	0.00E+00	0.00E+00	0.00E+00	0.00E+00	0.00E+00	0.00E+00	0.00E+00	0.00E+00	0.00E+00	0.00E+00	0.00E+00
MFR	kg	1.69E-02	4.36E-05	2.06E-05	0.00E+00	1.45E-04	0.00E+00	6.80E-06	1.05E-06	3.76E-01	9.07E-02	4.84E-01
MER	kg	3.33E-05	3.93E-08	1.35E-08	0.00E+00	3.52E-08	0.00E+00	1.65E-09	6.03E-09	2.11E-07	7.19E-09	3.36E-05
EEE	MJ	3.13E-02	1.29E-04	1.99E-03	0.00E+00	4.05E-02	0.00E+00	1.89E-03	2.07E-05	1.51E-02	9.07E-02	1.82E-01
EET	MJ	1.36E-01	1.51E-04	9.54E-05	0.00E+00	1.17E-03	0.00E+00	5.48E-05	2.53E-05	5.08E-03	3.29E-02	1.75E-01

CRU Components for reuse; **MFR** Materials for recycling; **MER** Materials for energy recovery; **EEE** Exported electric energy; **EET** Exported thermal energy.

Information describing the biogenic carbon content at the factory gate

Biogenic carbon content	Unit	Value
Biogenic carbon content in product	kg C	0.00E+00
Biogenic carbon content in the accompanying packaging	kg C	1.65E-01

Note: 1 kg biogenic carbon is equivalent to 44/12 (approx. 3.67) kg CO₂

Additional requirements

Transparent reporting of energy

The EPD provides in the main result tables environmental impact categories based on a *market based approach* (GoO). The information below is provided so EPD users are able to understand the effect of these methodological choices.

The table below shows calculation of GWP-total for energy resources used in the manufacturing process (A3) for each approach.

Energy source	Data source	Amount*	Unit	GWP _{total} [kg CO ₂ -eq/unit]	SUM [kg CO ₂ -eq]
Market based approach					
Electricity production. photovoltaic. 570 kWp open ground installation. multi-SI PT (Cabelte has guarantees of origin. all the energy comes from renewable resources and the photovoltaic energy has the highest contribution)	Ecoinvent 3.10	3.99E-01	kWh	7.14E-03	7.14E-03

The electricity guarantees of origin were launched by EEGO-REN (Rede Elétrica Nacional. S.A.)/ EECS (European Energy Certificate System) with the validity of 31st december 2025.

Additional environmental impact indicators required for construction products

In order to increase the transparency of biogenic carbon contribution to climate impact. the indicator GWP-IOBC is required as it declares climate impacts calculated according to the principle of instantaneous oxidation. GWP-IOBC is also referred to as GWP-GHG in context to Swedish public procurement legislation.

Indicator	Unit	A1-A3	A4	A5	B1-B5	B6	B7	C1	C2	C3	C4	D
GWP-IOBC	kg CO ₂ -eq.	6.25E+00	8.04E-02	5.24E-02	0.00E+00	1.44E-01	0.00E+00	6.74E-03	9.74E-03	9.07E-01	1.55E-02	-5.74E-03

GWP-IOBC Global warming potential calculated according to the principle of instantaneous oxidation.

Hazardous substances

The declaration is based upon reference to threshold values and/or test results and/or material safety data sheets provided to EPD verifiers. Documentation available upon request to EPD owner.

The product contains no substances given by the REACH Candidate list.

Indoor environment






The product meets the requirements for low emissions.

Carbon footprint

While a carbon footprint analysis has not been conducted for the product separately, the results section does include an evaluation of Global Warming Potential (GWP) with such an analysis. The GWP total results presented in this EPD document represents the carbon footprint of the product studied.

Bibliography

ISO 14025:2010	Environmental labels and declarations - Type III environmental declarations - Principles and procedures
ISO 14044:2006	Environmental management - Life cycle assessment - Requirements and guidelines
EN 15804:2012+A2:2019	Sustainability of construction works - Environmental product declaration - Core rules for the product category of construction products
ISO 21930:2017	Sustainability in building construction - Environmental declaration of building products
LCA Report	LCA Report Y171351 FXQJ IFSI, July 2025.

	Program Operator	Phone:	+47 23 08 80 00
	The Norwegian EPD Foundation Post Box 5250 Majorstuen. 0303 Oslo Norway	e-mail:	post@epd-norge.no
		Website:	www.epd-norge.no
	Publisher	tlf	+47 23 08 80 00
	The Norwegian EPD Foundation Post Box 5250 Majorstuen. 0303 Oslo Norway	e-post:	post@epd-norge.no
		web	www.epd-norge.no
	Owner of the declaration	Phone:	+351 22 753 7500
	Cabelte - Cabos Eléctricos. S.A	Website:	www.cabelte.pt
	Author of the life cycle assesment	Phone:	+351 22 753 7500
	Cabelte - Cabos Eléctricos. S.A	Website:	www.cabelte.pt
	ECO Platform ECO Portal	Website:	www.eco-platform.org
		Website:	www.eco-platform.org ECO Portal