

View



IP44

220-240V, 50/60Hz

		<p>IP44</p>	<p>IP20</p>								
<p>1</p>	<p>2</p>	<p>3</p>	<p>4</p>								
		<p>ca 10° (max. 20°) Max 16 A</p> <table border="0"> <tr> <td></td> <td>0,5 - 1,0 mm²</td> <td></td> <td>8 mm</td> </tr> <tr> <td></td> <td>1,5 - 2,5 mm²</td> <td></td> <td>12 mm</td> </tr> </table>		0,5 - 1,0 mm ²		8 mm		1,5 - 2,5 mm ²		12 mm	
	0,5 - 1,0 mm ²		8 mm								
	1,5 - 2,5 mm ²		12 mm								

Rev: 20.06.2025

NORWAY
SG Armaturen AS

Skytterheia 25
N-4790 Lillesand

Tel: +47 37 50 03 00
firmapost@sg-as.no
www.sg-as.no

SWEDEN
SG Armaturen AB
Tel: +46 31 81 71 10
info@sg-ab.se
www.sg-ab.se

DENMARK
SG Armaturen A/S
Tel: +45 70 70 72 13
info@sg-as.dk
www.sg-as.dk

GERMANY
SG Leuchten GmbH
Tel: +49 40 23 99 44 59
info@sg-leuchten.de
www.sg-leuchten.de

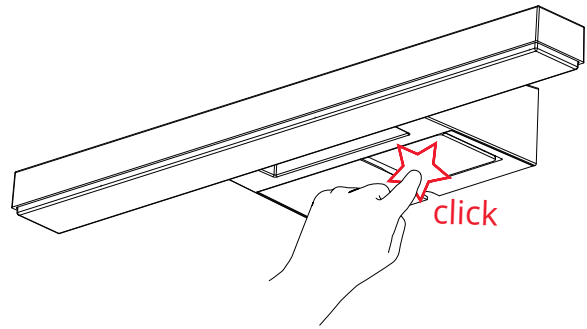
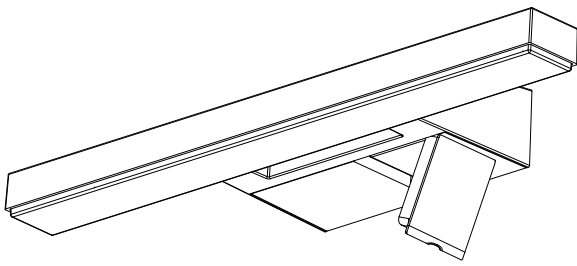
FINLAND
SG Armaturen Oy
Tel: +358 02 07 30 39 60
info@sg-oy.fi
www.sg-oy.fi

FRANCE
SG Lighting SA/NV
Tel: +33(0) 4 94 93 00 00
info.france@sglighting.fr
www.sglighting.net

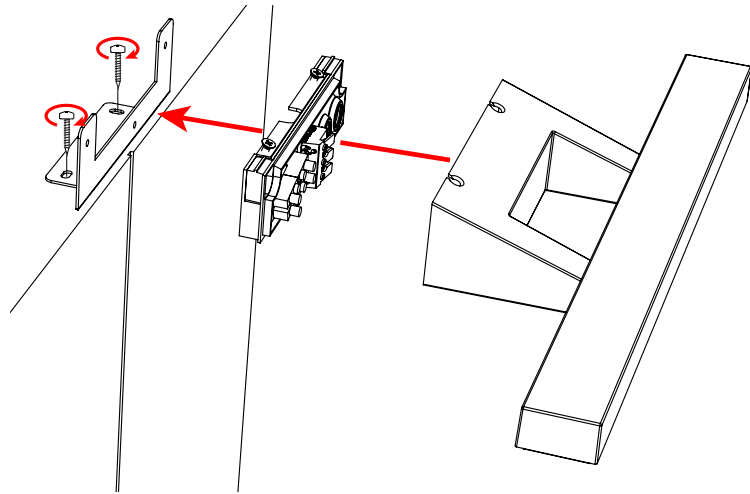

BENELUX
SG Lighting SA/NV
Tel: +32(0) 15 20 72 71
info.benelux@sglighting.net
www.sglighting.net

SWITZERLAND
SG Leuchten SA
Tel: +41 44 868 20 00
info@sg-leuchten.ch
sg-leuchten.ch

INTERNATIONAL
SG Lighting Co Ltd.
Tel: +86 769 88 49 20 88
cindy@sgdgc.com
www.sg-as.com

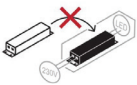


Accessories

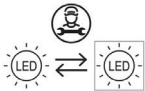


SG Prod. no:
White:100420
Black: 100421

8: Non-replaceable control gear



2: Replaceable (LED only) light source by a professional



NO: Kan kun installeres og vedlikeholdes av en registrert installasjonsvirksomhet.

DK: Må kun installeres og vedligeholdes af uddannet elektriker.

SE: Skall installeras och underhållas av behörig elektriker.

EN: Only to be installed and maintained by an authorized electrician.

FR: Doit être installé et maintenu par un électricien qualifié.

NL: Mag alleen geïnstalleerd en onderhouden worden door een bevoegde elektricien.

DE: Dieses Produkt darf nur durch autorisiertes Personal (z.B. Elektro-Installateur) angeschlossen, in Betrieb genommen und gewartet werden.

FI: Asentaa ja huoltaa saa vain valtuutettu sähköasentaja

NO: Skru av strømmen før montering.

DK: Sluk for strømmen inden montering.

SE: Stäng av strømmen innan montering.

EN: Turn off power before installing.

FR: Couper le courant avant l'installation.

NL: Stroom uitschakelen voor u het toestel installeert.

DE: Vor Installationsarbeiten den Strom abschalten.

FI: Sammuta virta ennen kytkemistä