

OPEN-CORE SENSOR

Product Environmental Profile

Environmental Product Declaration



Document in compliance with ISO 14025: 2006 "Environmental labels and declarations. Type III environmental declarations"

ORGANIZATION		CONTACT INFORMATION			
ABB S.p.A.		Cesare R. Fogli - EPD_ELSB@abb.com			
ADDRESS		WEBSITE			
ABB S.p.A. - ELSB Viale dell'Industria, 18 20009 Vittuone (MI) - Italy		new.abb.com/it			
STATUS	SECURITY LEVEL	REGISTRATION NUMBER	REV.	LANG.	PAGE
Approved	Public	ABBG-00470-V01.01-EN	1	en	1/17



ABB Purpose & Embedding Sustainability

ABB is committed to continually promoting and embedding sustainability across its operations and value chain, aspiring to become a role model for others to follow. With its ABB Purpose, ABB is focusing on reducing harmful emissions, preserving natural resources and championing ethical and humane behavior.



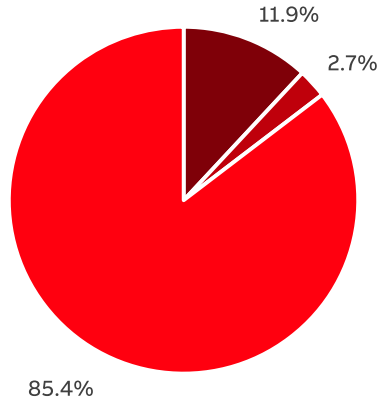
General Information

Reference product	One CMS-120PS 18mm Open-Core sensor (2CCA880210R0001)
Description of the product	The CMS-120PS 18mm Open-Core sensor serves as current sensor and necessary component of the measuring system since it collects and send information from electrical cables
Functional unit	Measure, collect and send information, about all types of current up to 80 A in TRMS, from the electrical cables during 10 years with 100% use time rate, having the following dimensions 17.4 mm x 26.5 mm x 41 mm
Other products covered	<ul style="list-style-type: none"> • CMS-12xPS: CMS-120PS, CMS-121PS, CMS-122PS • CMS-12xFH: CMS-121FH, CMS-122FH • CMS-12xCA: CMS-120CA, CMS-121CA, CMS-122CA • CMS-12xLA: CMS-120LA, CMS-121LA, CMS-122LA • CMS-12xDR: CMS-120DR, CMS-121DR, CMS-122DR

STATUS	SECURITY LEVEL	REGISTRATION NUMBER	REV.	LANG.	PAGE
Approved	Public	ABBG-00470-V01.01-EN		1 en	2/17



Constituent Materials



■ Plastics 5.35 g ■ Metals 1.21 g ■ Others 38.38 g

Total weight of Reference product

6.44 g plus 38.50 g of packaging = 44.94 g

Plastics as % of weight		Metals as % of weight		Others as % of weight	
Name and CAS number	Weight%	Name and CAS number	Weight%	Name and CAS number	Weight%
Glass-filled polycarbonate	8.6	Brass	2.7	Cardboard	73.9
Polyethylene	3.3	-	x	Paper	8.5
-	x	-	x	Printed circuit board	3.0

STATUS	SECURITY LEVEL	REGISTRATION NUMBER	REV.	LANG.	PAGE
Approved	Public	ABBG-00470-V01.01-EN		1 en	3/17



Additional Environmental Information

Manufacturing	Product manufacturing by a external supplier in Japan Calibration and packaging by ABB Switzerland Ltd. CMC Low Voltage Products at Schaffhausen
Distribution	Global distribution from Schaffhausen to countries where product was sold in 2022-2023
Installation	For the installation of the product, only standard tools are needed. The installation stage includes the disposal of the packaging and the transport of packaging materials to disposal
Use	The product does not require special maintenance operations
End of life	The end of life stage is modelled according to PCR-ed4-EN-2021 09 06 and PSR-0005-ed3.1-EN-2023 08 12
Benefits and loads beyond the system boundaries	The benefits are modelled according to PCR-ed4-EN-2021 09 06 methodology of calculating net benefits and loads beyond the system boundaries stage

STATUS	SECURITY LEVEL	REGISTRATION NUMBER	REV.	LANG.	PAGE
Approved	Public	ABBG-00470-V01.01-EN	1	en	4/17



Environmental Impacts

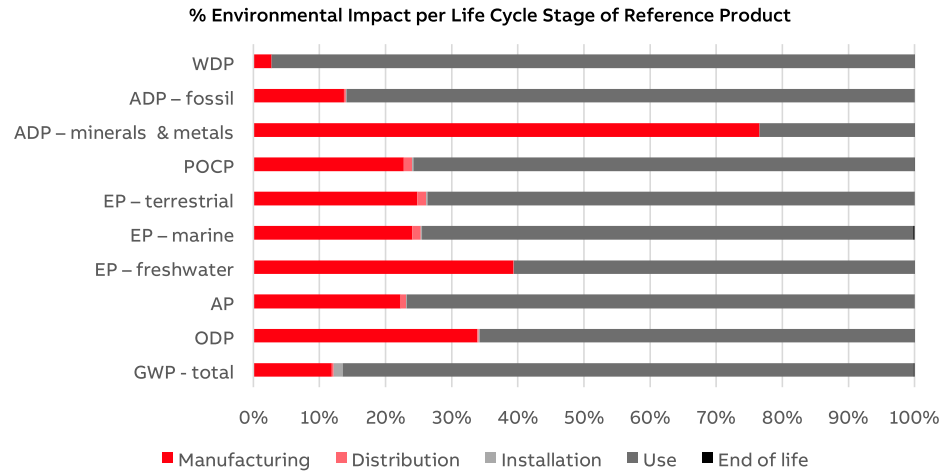
Reference lifetime	10 years
Product category	PCR-ed4-EN-2021 09 06 PSR-0005-ed3.1-EN-2023 08 12 Other equipment - active products
Installation elements	No additional elements needed during installation
Use scenario	Reference service life - 10 years ON operating mode - power consumption 0.18 W, 100% use time rate OFF operating mode - power consumption 0W, 0% use time rate
Geographical representativeness	Manufacturing: Japan and Switzerland Other stages: Global
Technological representativeness	Manufacturing representative of the year 2022 Primary data on materials were collected The process datasets used are representative of the average industrial technology for a specific product group
Software and database used	SimaPro 9.6.0.1 and ecoinvent 3.9.1

Energy model used

Manufacturing	Global and Swiss medium voltage
Installation	Medium voltage of countries where product was sold in 2022-2023
Use	Low voltage of countries where product was sold in 2022-2023
End of life	Medium voltage of countries where product was sold in 2022-2023

STATUS	SECURITY LEVEL	REGISTRATION NUMBER	REV.	LANG.	PAGE
Approved	Public	ABBG-00470-V01.01-EN	1	en	5/17

Common base of mandatory indicators



Environmental impact indicators

Indicator	Unit	Total	Manu- facturing	Distri- bution	Installation	Use	End of life	Benefits
GWP-total	kg CO ₂ eq.	5.07E+00	6.02E-01	1.24E-02	6.82E-02	4.38E+00	7.61E-03	-7.22E-02
GWP-fossil	kg CO ₂ eq.	3.61E+00	6.51E-01	1.24E-02	9.80E-03	2.93E+00	7.59E-03	-7.14E-02
GWP-biogenic	kg CO ₂ eq.	1.22E+00	-5.07E-02	2.79E-06	5.84E-02	1.21E+00	1.94E-05	-5.98E-04
GWP-luluc	kg CO ₂ eq.	2.31E-01	1.50E-03	7.93E-06	2.37E-06	2.30E-01	2.00E-06	-1.67E-04
GWP-fossil = Global Warming Potential fossil fuels GWP-biogenic = Global Warming Potential biogenic GWP-luluc = Global Warming Potential land use and land use change								
ODP	kg CFC-11 eq.	1.09E-07	3.69E-08	2.09E-10	1.23E-10	7.16E-08	3.50E-11	-4.00E-09
ODP = Depletion potential of the stratospheric ozone layer								
AP	H+ eq.	2.45E-02	5.45E-03	2.08E-04	2.12E-05	1.88E-02	1.43E-05	-7.94E-04
AP = Acidification potential, Accumulated Exceedance								
EP-freshwater	kg P eq.	2.19E-03	8.61E-04	6.66E-07	4.69E-07	1.32E-03	5.12E-07	-1.24E-04
EP-marine	kg N eq.	4.18E-03	1.01E-03	5.23E-05	8.34E-06	3.11E-03	9.02E-06	-1.11E-04
EP-terrestrial	mol N eq.	4.27E-02	1.06E-02	5.75E-04	7.77E-05	3.14E-02	2.96E-05	-1.25E-03
EP-freshwater = Eutrophication potential, fraction of nutrients reaching freshwater end compartment EP-marine = Eutrophication potential, fraction of nutrients reaching marine end compartment EP-terrestrial = Eutrophication potential, Accumulated Exceedance								
POCP	kg NMVOC eq.	1.34E-02	3.04E-03	1.67E-04	2.80E-05	1.01E-02	1.10E-05	-3.47E-04
POCP = Formation potential of tropospheric ozone								
ADP-minerals & metals	kg Sb eq.	2.81E-04	2.15E-04	2.22E-08	1.32E-08	6.58E-05	1.02E-08	-3.23E-05
ADP-fossil	MJ	6.23E+01	8.55E+00	1.65E-01	6.77E-02	5.35E+01	3.20E-02	-8.92E-01
ADP-minerals & metals = Abiotic depletion potential for non-fossil resources ADP-fossil = Abiotic depletion for fossil resources potential								
WDP	m ³ eq. depr.	5.25E+00	1.44E-01	6.04E-04	1.58E-03	5.10E+00	4.52E-04	-1.70E-02
WDP = Water Deprivation potential								

STATUS	SECURITY LEVEL	REGISTRATION NUMBER	REV.	LANG.	PAGE
Approved	Public	ABBG-00470-V01.01-EN	1	en	6/17

Common base of mandatory indicators

Inventory flows indicator – Resource use indicators

Indicator	Unit	Total	Manu- facturing	Distri- bution	Installation	Use	End of life	Bene- fits
PERE	MJ	6.43E+01	1.58E+00	1.73E-03	1.13E-03	6.27E+01	1.87E-03	-1.16E-01
PERM	MJ	5.39E-01	5.39E-01	0.00E+00	0.00E+00	0.00E+00	0.00E+00	0.00E+00
PERT	MJ	6.48E+01	2.11E+00	1.73E-03	1.13E-03	6.27E+01	1.87E-03	-1.16E-01
PENRE	MJ	6.21E+01	8.35E+00	1.65E-01	6.77E-02	5.35E+01	3.20E-02	-8.92E-01
PENRM	MJ	1.86E-01	1.86E-01	0.00E+00	0.00E+00	0.00E+00	0.00E+00	0.00E+00
PENRT	MJ	6.23E+01	8.54E+00	1.65E-01	6.77E-02	5.35E+01	3.20E-02	-8.92E-01

PERE = Use of renewable primary energy excluding renewable primary energy resources used as raw materials
 PERM = Use of renewable primary energy resources used as raw materials
 PERT = Total Use of renewable primary energy resources
 PENRE = Use of non-renewable primary energy excluding non-renewable primary energy resources used as raw materials
 PENRM = Use of non-renewable primary energy resources used as raw materials
 PENRT = Total Use of non-renewable primary energy resources

Inventory flows indicator – Indicators describing the use of secondary materials, water, and energy resources

Indicator	Unit	Total	Manu- facturing	Distri- bution	Installation	Use	End of life	Bene- fits
SM	kg	0.00E+00	0.00E+00	0.00E+00	0.00E+00	0.00E+00	0.00E+00	0.00E+00
RSF	MJ	0.00E+00	0.00E+00	0.00E+00	0.00E+00	0.00E+00	0.00E+00	0.00E+00
NRSF	MJ	0.00E+00	0.00E+00	0.00E+00	0.00E+00	0.00E+00	0.00E+00	0.00E+00
FW	m ³	2.99E-01	6.22E-03	2.00E-05	5.38E-05	2.93E-01	1.52E-05	-6.81E-04

SM = Use of secondary material
 RSF = Use of renewable secondary fuels
 NRSF = Use of non-renewable secondary fuels
 FW = Use of net fresh water

Inventory flows indicator – Waste category indicators

Indicator	Unit	Total	Manu- facturing	Distri- bution	Installation	Use	End of life	Bene- fits
Hazardous waste disposed	kg	2.01E-04	4.33E-05	9.32E-07	4.17E-07	1.56E-04	1.48E-07	-6.58E-06
Non-hazardous waste disposed	kg	6.07E-01	6.63E-02	7.70E-03	6.04E-03	5.22E-01	5.76E-03	-6.48E-03
Radioactive waste disposed	kg	3.09E-04	2.06E-05	3.09E-08	1.88E-08	2.88E-04	2.68E-08	-2.12E-06

STATUS	SECURITY LEVEL	REGISTRATION NUMBER	REV.	LANG.	PAGE
Approved	Public	ABBG-00470-V01.01-EN	1	en	7/17

Common base of mandatory indicators

Inventory flows indicator – Output flow indicators

Indicator	Unit	Total	Manu- facturing	Distri- bution	Installation	Use	End of life	Bene- fits
Components for re-use	kg	0.00E+00	0.00E+00	0.00E+00	0.00E+00	0.00E+00	0.00E+00	0.00E+00
Materials for recycling	kg	3.42E-03	2.48E-03	0.00E+00	0.00E+00	0.00E+00	9.38E-04	0.00E+00
Materials for energy recovery	kg	3.01E-03	1.08E-03	0.00E+00	0.00E+00	0.00E+00	1.93E-03	0.00E+00
Exported energy	MJ	0.00E+00	0.00E+00	0.00E+00	0.00E+00	0.00E+00	0.00E+00	0.00E+00

Inventory flow indicator – other indicators

Indicator	Unit	Total	Manu- facturing	Distri- bution	Installation	Use	End of life	Bene- fits
Biogenic carbon content of the product	kg of C	0.00E+00	0.00E+00	0.00E+00	0.00E+00	0.00E+00	0.00E+00	0.00E+00
Biogenic carbon content of the associated packaging	kg of C	2.32E-02	2.32E-02	0.00E+00	0.00E+00	0.00E+00	0.00E+00	0.00E+00

STATUS	SECURITY LEVEL	REGISTRATION NUMBER	REV.	LANG.	PAGE
Approved	Public	ABBG-00470-V01.01-EN	1	en	8/17

Extrapolation factors

For other products than the Reference product covered by this PEP, the environmental impacts for each phase of the lifecycle are obtained by multiplying the values of the Reference product by the following coefficients.

Scaling factors for manufacturing stage

Impact category	CMS-12xPS	CMS-12xFH	CMS-12xCA	CMS-12xLA	CMS-12xDR
GWP - total	1.00	0.99	0.98	0.99	1.04
GWP - fossil	1.00	0.99	0.98	0.99	1.03
GWP - biogenic	1.00	1.01	1.01	1.01	1.01
GWP - luluc	1.00	0.99	0.98	0.99	1.01
ODP	1.00	1.01	1.00	1.01	1.06
AP	1.00	0.85	0.84	0.85	0.87
EP - freshwater	1.00	0.92	0.92	0.92	0.93
EP – marine	1.00	0.96	0.96	0.96	0.98
EP - terrestrial	1.00	0.95	0.94	0.95	0.97
POCP	1.00	0.95	0.95	0.95	0.98
ADP – minerals	1.00	0.95	0.95	0.95	0.95
ADP – fossil	1.00	1.00	0.99	1.00	1.06
WDP	1.00	0.93	0.92	0.93	1.01
PERE	1.00	0.98	0.97	0.98	1.00
PERM	1.00	1.00	1.00	1.00	1.01
PERT	1.00	0.98	0.98	0.98	1.01
PENRE	1.00	1.00	0.99	1.00	1.04
PENRM	1.00	1.19	1.10	1.19	1.70
PENRT	1.00	1.00	0.99	1.00	1.06
SM	1.00	1.00	1.00	1.00	1.00
RSF	1.00	1.00	1.00	1.00	1.00
NRSF	1.00	1.00	1.00	1.00	1.00
FW	1.00	0.96	0.95	0.96	1.02
HWD	1.00	0.84	0.84	0.84	0.86
NHWD	1.00	0.94	0.93	0.94	0.98
RWD	1.00	0.99	0.98	0.99	1.02
CRU	1.00	1.00	1.00	1.00	1.00
MFR	1.00	0.44	0.99	1.00	1.08
MER	1.00	1.00	0.99	1.00	1.08
EE	1.00	1.00	1.00	1.00	1.00

STATUS	SECURITY LEVEL	REGISTRATION NUMBER	REV.	LANG.	PAGE
Approved	Public	ABBG-00470-V01.01-EN	1	en	9/17

Scaling factors for distribution stage

Impact category	CMS-12xPS	CMS-12xFH	CMS-12xCA	CMS-12xLA	CMS-12xDR
GWP - total	1.00	1.30	1.12	1.14	1.19
GWP - fossil	1.00	1.30	1.12	1.14	1.19
GWP - biogenic	1.00	5.08	1.76	2.31	1.53
GWP - luluc	1.00	0.98	1.07	1.04	1.16
ODP	1.00	1.71	1.19	1.27	1.22
AP	1.00	0.19	0.94	0.80	1.09
EP - freshwater	1.00	1.75	1.20	1.28	1.23
EP – marine	1.00	0.20	0.94	0.80	1.09
EP - terrestrial	1.00	0.19	0.94	0.80	1.09
POCP	1.00	0.38	0.97	0.86	1.11
ADP – minerals	1.00	1.99	1.24	1.35	1.25
ADP – fossil	1.00	1.45	1.15	1.19	1.20
WDP	1.00	1.89	1.22	1.32	1.24
PERE	1.00	2.03	1.25	1.36	1.25
PERM	1.00	1.00	1.00	1.00	1.00
PERT	1.00	2.03	1.25	1.36	1.25
PENRE	1.00	1.45	1.15	1.19	1.20
PENRM	1.00	1.00	1.00	1.00	1.00
PENRT	1.00	1.45	1.15	1.19	1.20
SM	1.00	1.00	1.00	1.00	1.00
RSF	1.00	1.00	1.00	1.00	1.00
NRSF	1.00	1.00	1.00	1.00	1.00
FW	1.00	1.88	1.22	1.32	1.24
HWD	1.00	1.60	1.17	1.23	1.21
NHWD	1.00	2.73	1.37	1.58	1.31
RWD	1.00	2.37	1.30	1.47	1.28
CRU	1.00	1.00	1.00	1.00	1.00
MFR	1.00	1.00	1.00	1.00	1.00
MER	1.00	1.00	1.00	1.00	1.00
EE	1.00	1.00	1.00	1.00	1.00

STATUS	SECURITY LEVEL	REGISTRATION NUMBER	REV.	LANG.	PAGE
Approved	Public	ABBG-00470-V01.01-EN	1	en	10/17

Scaling factors for installation stage

Impact category	CMS-12xPS	CMS-12xFH	CMS-12xCA	CMS-12xLA	CMS-12xDR
GWP - total	1.00	1.00	1.00	1.00	1.00
GWP - fossil	1.00	1.00	1.00	1.00	1.00
GWP - biogenic	1.00	1.00	1.00	1.00	1.00
GWP - luluc	1.00	0.96	1.00	0.99	1.00
ODP	1.00	1.13	1.01	1.03	1.00
AP	1.00	0.96	1.00	0.99	1.00
EP - freshwater	1.00	0.93	0.99	0.98	1.00
EP – marine	1.00	0.98	1.00	0.99	1.00
EP - terrestrial	1.00	0.98	1.00	0.99	1.00
POCP	1.00	1.00	1.00	1.00	1.00
ADP – minerals	1.00	0.99	1.00	1.00	1.00
ADP – fossil	1.00	0.99	1.00	1.00	1.00
WDP	1.00	0.99	1.00	1.00	1.00
PERE	1.00	1.07	1.01	1.02	1.00
PERM	1.00	1.00	1.00	1.00	1.00
PERT	1.00	1.07	1.01	1.02	1.00
PENRE	1.00	0.99	1.00	1.00	1.00
PENRM	1.00	1.00	1.00	1.00	1.00
PENRT	1.00	0.99	1.00	1.00	1.00
SM	1.00	1.00	1.00	1.00	1.00
RSF	1.00	1.00	1.00	1.00	1.00
NRSF	1.00	1.00	1.00	1.00	1.00
FW	1.00	1.00	1.00	1.00	1.00
HWD	1.00	0.98	1.00	1.00	1.00
NHWD	1.00	1.00	1.00	1.00	1.00
RWD	1.00	1.20	1.02	1.05	1.00
CRU	1.00	1.00	1.00	1.00	1.00
MFR	1.00	1.00	1.00	1.00	1.00
MER	1.00	1.00	1.00	1.00	1.00
EE	1.00	1.00	1.00	1.00	1.00

STATUS	SECURITY LEVEL	REGISTRATION NUMBER	REV.	LANG.	PAGE
Approved	Public	ABBG-00470-V01.01-EN	1	en	11/17

Scaling factors for use stage

Impact category	CMS-12xPS	CMS-12xFH	CMS-12xCA	CMS-12xLA	CMS-12xDR
GWP - total	1.00	1.53	2.98	1.46	1.95
GWP - fossil	1.00	2.10	4.36	2.15	2.78
GWP - biogenic	1.00	0.45	0.20	0.05	0.27
GWP - luluc	1.00	0.01	0.11	0.08	0.18
ODP	1.00	1.98	1.62	1.45	2.11
AP	1.00	1.37	3.00	1.70	1.39
EP - freshwater	1.00	0.98	8.71	1.48	2.85
EP – marine	1.00	1.27	3.81	1.65	1.71
EP - terrestrial	1.00	1.43	3.49	1.71	1.65
POCP	1.00	1.85	3.21	1.75	1.93
ADP – minerals	1.00	1.04	1.03	1.03	0.99
ADP – fossil	1.00	1.74	2.95	2.09	2.15
WDP	1.00	0.73	0.44	0.25	0.29
PERE	1.00	0.49	0.35	0.46	0.33
PERM	1.00	1.00	1.00	1.00	1.00
PERT	1.00	0.49	0.35	0.46	0.33
PENRE	1.00	1.74	2.95	2.09	2.15
PENRM	1.00	1.00	1.00	1.00	1.00
PENRT	1.00	1.74	2.95	2.09	2.15
SM	1.00	1.00	1.00	1.00	1.00
RSF	1.00	1.00	1.00	1.00	1.00
NRSF	1.00	1.00	1.00	1.00	1.00
FW	1.00	0.35	0.27	0.21	0.27
HWD	1.00	2.61	1.89	1.75	2.47
NHWD	1.00	0.86	1.42	0.78	1.12
RWD	1.00	0.70	0.80	2.30	0.70
CRU	1.00	1.00	1.00	1.00	1.00
MFR	1.00	1.00	1.00	1.00	1.00
MER	1.00	1.00	1.00	1.00	1.00
EE	1.00	1.00	1.00	1.00	1.00

STATUS	SECURITY LEVEL	REGISTRATION NUMBER	REV.	LANG.	PAGE
Approved	Public	ABBG-00470-V01.01-EN	1	en	12/17

Scaling factors for end of life stage

Impact category	CMS-12xPS	CMS-12xFH	CMS-12xCA	CMS-12xLA	CMS-12xDR
GWP - total	1.00	1.10	0.99	1.10	1.73
GWP - fossil	1.00	1.10	0.99	1.10	1.73
GWP - biogenic	1.00	0.12	0.10	0.11	0.14
GWP - luluc	1.00	0.44	0.43	0.45	0.58
ODP	1.00	1.04	0.86	0.94	1.25
AP	1.00	0.40	0.39	0.42	0.57
EP - freshwater	1.00	0.28	0.29	0.30	0.40
EP – marine	1.00	1.05	0.96	1.05	1.56
EP - terrestrial	1.00	0.63	0.60	0.64	0.92
POCP	1.00	0.72	0.67	0.71	0.98
ADP – minerals	1.00	0.50	0.48	0.50	0.63
ADP – fossil	1.00	0.70	0.67	0.71	0.93
WDP	1.00	0.94	0.86	0.95	1.48
PERE	1.00	0.28	0.26	0.27	0.34
PERM	1.00	1.00	1.00	1.00	1.00
PERT	1.00	0.28	0.26	0.27	0.34
PENRE	1.00	0.70	0.67	0.71	0.93
PENRM	1.00	1.00	1.00	1.00	1.00
PENRT	1.00	0.70	0.67	0.71	0.93
SM	1.00	1.00	1.00	1.00	1.00
RSF	1.00	1.00	1.00	1.00	1.00
NRSF	1.00	1.00	1.00	1.00	1.00
FW	1.00	0.88	0.80	0.89	1.38
HWD	1.00	0.89	0.85	0.90	1.21
NHWD	1.00	1.03	0.95	1.03	1.43
RWD	1.00	0.33	0.28	0.30	0.36
CRU	1.00	1.00	1.00	1.00	1.00
MFR	1.00	2.77	0.22	0.22	0.22
MER	1.00	1.35	1.19	1.35	2.26
EE	1.00	1.00	1.00	1.00	1.00

STATUS	SECURITY LEVEL	REGISTRATION NUMBER	REV.	LANG.	PAGE
Approved	Public	ABBG-00470-V01.01-EN	1	en	13/17

Scaling factors for benefits and loads (Module D)

Impact category	CMS-12xPS	CMS-12xFH	CMS-12xCA	CMS-12xLA	CMS-12xDR
GWP - total	1.00	0.95	0.96	0.95	0.97
GWP - fossil	1.00	0.95	0.96	0.95	0.98
GWP - biogenic	1.00	0.83	0.73	0.68	0.83
GWP - luluc	1.00	0.76	0.78	0.78	0.83
ODP	1.00	1.00	0.99	0.99	1.00
AP	1.00	0.60	0.61	0.60	0.61
EP - freshwater	1.00	0.79	0.81	0.79	0.80
EP – marine	1.00	0.85	0.86	0.85	0.86
EP - terrestrial	1.00	0.82	0.83	0.82	0.83
POCP	1.00	0.82	0.82	0.82	0.83
ADP – minerals	1.00	0.86	0.86	0.86	0.86
ADP – fossil	1.00	0.95	0.96	0.96	0.98
WDP	1.00	0.69	0.67	0.66	0.67
PERE	1.00	0.85	0.83	0.84	0.85
PERM	1.00	1.00	1.00	1.00	1.00
PERT	1.00	0.85	0.83	0.84	0.85
PENRE	1.00	0.95	0.96	0.96	0.98
PENRM	1.00	1.00	1.00	1.00	1.00
PENRT	1.00	0.95	0.96	0.96	0.98
SM	1.00	1.00	1.00	1.00	1.00
RSF	1.00	1.00	1.00	1.00	1.00
NRSF	1.00	1.00	1.00	1.00	1.00
FW	1.00	0.78	0.77	0.76	0.78
HWD	1.00	0.61	0.61	0.61	0.62
NHWD	1.00	0.73	0.73	0.73	0.75
RWD	1.00	0.93	0.93	0.97	0.94
CRU	1.00	1.00	1.00	1.00	1.00
MFR	1.00	1.00	1.00	1.00	1.00
MER	1.00	1.00	1.00	1.00	1.00
EE	1.00	1.00	1.00	1.00	1.00

STATUS	SECURITY LEVEL	REGISTRATION NUMBER	REV.	LANG.	PAGE
Approved	Public	ABBG-00470-V01.01-EN	1	en	14/17

Environmental Impact Indicator Glossary

Impact indicators

Indicator	Description	Distribution
Global warming potential (GWP) - total	Indicator of potential global warming caused by emissions to air contributing to the greenhouse effect. The total global warming potential (GWP-total) is the sum of three sub-categories of climate change. GWP-total = GWP-fossil + GWP-biogenic + GWP- land use and land use change	kg CO ₂ eq.
Ozone depletion (ODP)	Emissions to air that contribute to the destruction of the stratospheric ozone layer	kg CFC-11 eq.
Acidification of soil and water (A)	Acidification of soils and water caused by the release of certain gases to the atmosphere, such as nitrogen oxides and sulphur oxides	H+ eq.
Eutrophication (E)	Indicator of the contribution to eutrophication of water by the enrichment of the aquatic ecosystem with nutritional elements, e.g. industrial or domestic effluents, agriculture, etc. This indicator is divided to three: freshwater, marine and terrestrial.	kg P eq., kg N eq., mole N eq.
Photochemical ozone creation (POCP)	Indicator of emissions of gases that affect the creation of photochemical ozone in the lower atmosphere (smog) because of the rays of the sun.	kg NMVOC eq.
Depletion of abiotic resources – elements (ADPe)	Indicator of the depletion of natural non-fossil resources	kg Sb eq.
Depletion of abiotic resources – fossil fuels (ADPf)	The use of non-renewable fossil resources in an unsustainable way (e.g. from material to waste)	MJ (lower heating value)
Water Deprivation potential (WDP)	Deprivation-weighted water consumption. Assesses the potential of water deprivation, to either humans or ecosystems, building on the assumption that the less water remaining available per area, the more likely another user will be deprived.	m ³ eq. depr.

Resource use indicators

Indicator	Description	Distribution
Total use of primary energy	Total use of non-renewable primary energy resources (primary energy and primary energy resources used as raw materials) + Total use of renewable primary energy re-sources (primary energy and primary energy resources used as raw materials)	MJ (lower heating value)

STATUS	SECURITY LEVEL	REGISTRATION NUMBER	REV.	LANG.	PAGE
Approved	Public	ABBG-00470-V01.01-EN	1	en	15/17

References

PCR-ed4-EN-2021 09 06. Product Category Rules for Electrical, Electronic and HVAC-R Products. Paris: PEP Association.

PSR-0005-ed3.1-EN-2023 08 12. Specific Rules for Electrical switchgear and control gear Solutions.

ISO 14040: Life cycle assessment. Environmental management. Principles and Framework. International Organization for Standardization, 2006.

ISO 14044: Life cycle assessment. Environmental management. Requirements and guidelines. International Organization for Standardization, 2006.

UNI EN 15804:2012+A2:2019: Sustainability of construction works - Environmental product declarations - Core rules for the product category of construction products


Ecoinvent, Allocation, cut-off by classification, ecoinvent database version 3.9.1 (2023)

Product Environmental Profile. Life Cycle Assessment report for open-core sensor

ABB website with the detailed information of the reference product CMS-120PS. <https://new.abb.com/products/2CCA880210R0001/cms-120ps?PL>

EN 50693:2019: Product category rules for life cycle assessments of electronic and electrical products and systems

STATUS	SECURITY LEVEL	REGISTRATION NUMBER	REV.	LANG.	PAGE
Approved	Public	ABBG-00470-V01.01-EN	1	en	16/17

Registration number: ABBG-00470-V01.01-EN	Drafting Rules: PCR-ed4-EN-2021 09 06
	Supplemented by: PSR-0005-ed3.1-EN-2023 08 12
Verifier accreditation number: VH50	Information and reference documents: www.pep-ecopassport.org
Date of issue: 06-2024	Validity period: 5 years
Independent verification of the declaration and data, in compliance with ISO 14025: 2006	
Internal: <input type="radio"/>	External: <input checked="" type="radio"/>
The PCR review was conducted by a panel of experts chaired by Julie Orgelet (DDemain)	
PEP are compliant with XP C08-100-1 :2016 or EN 50693:2019 The components of the present PEP may not be compared with components from any other program	
Document in compliance with ISO 14025: 2006 "Environmental labels and declarations. Type III environmental declarations"	
	

STATUS	SECURITY LEVEL	REGISTRATION NUMBER	REV.	LANG.	PAGE
Approved	Public	ABBG-00470-V01.01-EN	1	en	17/17