

44420211	DATA SHEET	
Valid from: 14.01.2019	EPIC® POWERLOCK F6 C	

Description

- Single-pin circular connector for mobile power distribution, electro motors and generators
- Resistant to mechanical influences in harsh environmental conditions
- Connectors in harmonised colours according to European standards
- Every colour has a different coding to prevent incorrect plugging



General Characteristics

Series	F6 C
Version	coupling connector , drain for crimp contact
Rated voltage (V)	1000 V
Rated impulse voltage	8 kV
Rated current (A)	max. crimp 660 A
Contacts	Crimp termination: copper, silver-plated
Number of contacts	1
Termination methods	Crimp termination: 35 - 240 mm ²
Protection	IP 67 (maximum, dependant on cable gland used) IP 20 (unmated)
Cycle of mechanical operation	500
Temperature range	-25°C to +125°C
Degree of soiling	3

Product Variations

Article- Number	Article	M	Pin configuration
Type POWERLOCK F6, coupling connector , drain for crimp contact			
44420211	POWERLOCK F6 PE/GN	40	PE, Green
44420212	POWERLOCK F6 N/BL	40	N, Blue
44420213	POWERLOCK F6 L1/BN	40	L1, Brown
44420214	POWERLOCK F6 L2/BK	40	L2, Black
44420215	POWERLOCK F6 L3/GY	40	L3, Grey
L1/red for direct current applications in conjunction with L2/black			
44420318	POWERLOCK F6 L1/RD	40	L1, Red


Materials and Surfaces

Housing	PBT
Contact retention pin	PA

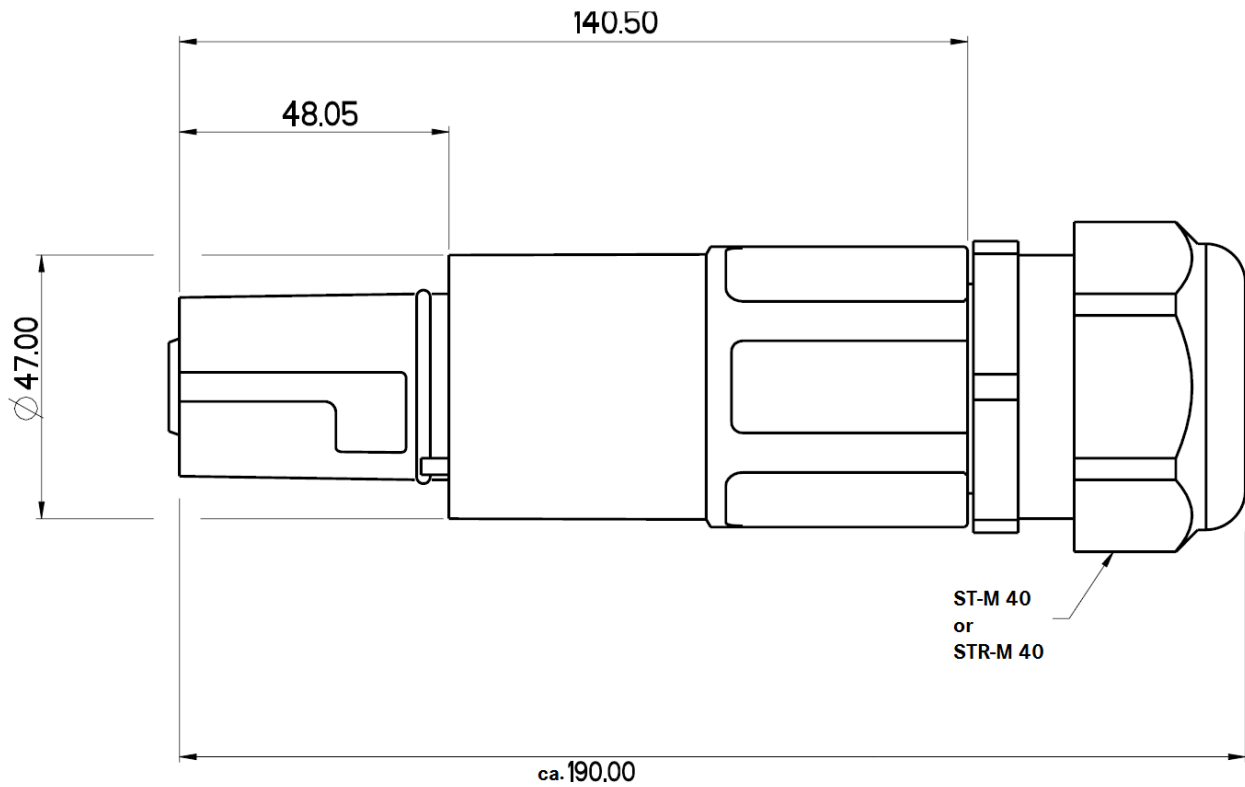
Approvals

VDE-Approval, VDE-REG.-No.	D042
----------------------------	------

Creator: STKU3/PDP Released: IVSE1/PDP	Document: DB44420211EN Version: 03	Page 1 of 4
-------------------------------------------	---------------------------------------	-------------

44420211	DATA SHEET	
Valid from: 14.01.2019	EPIC® POWERLOCK F6 C	

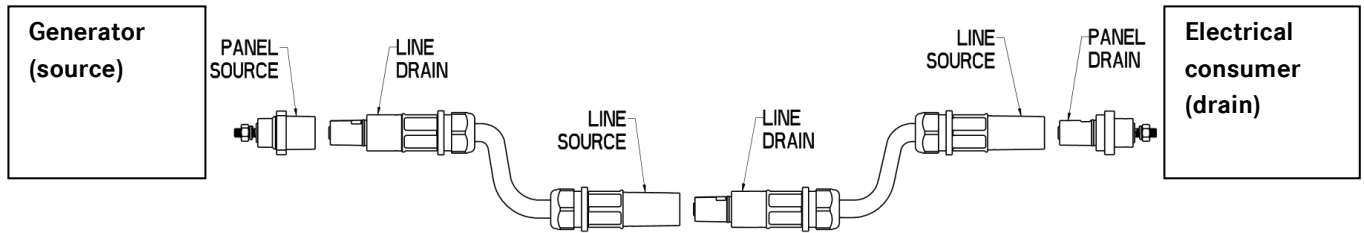
Technical Drawings










Creator: STKU3/PDP Released: IVSE1/PDP	Document: DB44420211EN Version: 03	Page 2 of 4
-------------------------------------------	---------------------------------------	-------------

We reserve all rights according to DIN ISO 16016.
 PD 0019/05_04.18EN

System description



	Line connector	Panel mount connector	Crimp contact	Screw contact
Source	D6 	A6 		
Drain	F6 	A1 		

Step 1) Selection of housings:

Step 2) Selection of SKINTOP® cable gland M40 for the housing (only cable connectors):

e.g. 3111250 (black), 53111450 (light grey), 53111050 (silver grey)

Step 3) Decision: 400 A / max. 120mm² → Screw contacts

660 A / max. 240mm² → Crimp contacts

! Screw and crimp contacts are not allowed to be mixed!

Step 4) Selection of contacts:

Crimp contacts

	35 mm ²	50 mm ²	70 mm ²	95 mm ²	120 mm ²	150 mm ²	185 mm ²	240 mm ² (NEW)	240 mm ²
Source	44420290	44420291	44420292	44420236	44420554	44420556	44420558	44420324	44420240
Drain	44420293	44420294	44420295	44420231	44420555	44420557	44420559	44420339	44420235

Attention:

The effective copper cross-sections of cables are significantly smaller than the electrical values given.

We always recommend qualifying the cable-contact combination.


(From 120 mm² strong effects on the quality of the connection.

Example: 240 mm² cables fit better in 185 mm² contacts.)

Contacts with M12 thread (for cable lug Ø12 mm)

	M12-thread 660 A	M12-thread 400 A
Source	 44420261	 44420242
Drain	 44420260	 44420241

Tightening torque M12 nut: 27,5 Nm - 31,4 Nm

44420211	DATA SHEET	
Valid from: 14.01.2019	EPIC® POWERLOCK F6 C	



Approval



Robust



Reliability



Waterproof

Info

Connector for unscreened single-core power cables

Application range

For renewable energy plants e.g. wind power
 For mobile and stationary power distribution
 For the connection of motors, transformers and generators
 Light & sound technology

Product features

Straight connector with M40 thread
 Order SKINTOP® ST-M 40 or STR-M 40 separately
 Contact fixing by contact retention pin, each pin can only be used once
 Housing without contact, order contact separately

Remark

Photographs are not to scale and do not represent detailed images of the respective products.

Creator: STKU3/PDP Released: IVSE1/PDP	Document: DB44420211EN Version: 03	Page 4 of 4
-------------------------------------------	---------------------------------------	-------------