



## Residual Current Circuit Breakers Type B - NFIB

Efficient Installations

 **Iskra**<sup>®</sup>  
Iskra Sistemi

# Residual Current Circuit Breakers

## Type B - NFIB

### Features

- ISKRA NFIB are type B residual current circuit breakers (RCCB) for which tripping is ensured as for type A and in addition for smooth d.c. residual currents, residual d.c. currents which may result from rectifying circuits and high frequency a.c. residual currents.
- Intended for use in applications with frequency inverters, medical devices, UPS, mobile installations, elevators...
- The type B residual current circuit breakers are not intended for use in d.c. systems and networks with operating frequencies other than 50 or 60 Hz.
- For type B tripping conditions for frequencies up to 1 kHz are defined.
- Functions of detection, evaluation and interruption for type A residual currents do not depend on the line voltage. For evaluation of smooth d.c. residual currents supply voltage greater than 50 V is required which can be applied to any two poles only.
- Versions:
  - NFIBK: short-time delay tripping
  - NFIBS: selective type
- Surge current withstand capability with current waveform 8/20  $\mu$ s is 3 kA.
- When designing and installing electrical installations, electrical loads that can generate d.c. residual currents in the event of fault, must be assigned a separate electrical circuit.
- Optional operating position
- Degree of protection IP20; after installation in a distribution box IP40
- Assembly to a 35 mm wide mounting rail in accordance with EN 60715

### Other types available

**Type AC, A:** switch with instantaneous tripping. Type AC is sensitive to residual sinusoidal alternating currents only and type A is sensitive to residual sinusoidal alternating currents and residual pulsating direct currents.

**Type S:** a switch with delayed break enabling selectivity regarding a general type and a short-time delayed type (type G) connected on the load side. Break time is longer than 40 ms. Switches excel in high resistance to surge currents (up to 3 kA), which prevent unwanted trippings. Their rated currents are from 25 to 100 A, and rated residual currents are 100, 300 and 500 mA. This is type A, and customer can choose between NFI2S two-pole and NFI4S four-pole switches.

**Type G:** a short-time delayed breaking characteristic (minimum non-actuating period is 10 ms). The switches are resistant to unwanted tripping at current impulses and have surge current withstand capability up to 3 kA. Their rated currents are from 25 to 100 A, and rated residual currents are 30, 100, 300 and 500 mA. This is type A, and customer can choose between NFI2K two-pole and NFI4K four-pole switches.

All types are VDE approved.

Efficient installations


# Residual Current Circuit Breakers

## Type B - NFIB

### Technical data

Versions			NFI2BK	NFI4BK NFI4BS
Standards			IEC/EN 61008, IEC/EN 62423	
No. of poles			2	4
Rated voltage	$U_n$	V	230	400
Rated impulse voltage	$U_{imp}$	V	4	
Rated frequency	$f$	Hz	50/60	
Rated current	$I_n$	A	25, 40, 63, 80	
Rated residual operating current	$I_{\Delta n}$	mA	NFIBK: 30, 100, 300, 500    NFIBS: 100, 300, 500	
Frequency response range	$f$	Hz	0 - 1000	
Rated making and breaking capacity = Rated residual making and breaking capacity	$I_m = I_{\Delta m}$	A	800	
Max. back-up fuse for short-circuit current	$I_v$	A	63 ( $I_n = 25 - 40$ A) 80 ( $I_n = 63, 80$ A)	
Rated conditional short-circuit current	$I_{nc}$	kA	10	
Terminal capacity	S	mm <sup>2</sup>	1 ... 35	
Max. break times		ms	NFIBK: 1 x $I_{\Delta n}$ : ≤ 300 ms; 5 x $I_{\Delta n}$ : ≤ 40 ms NFIBS: 1 x $I_{\Delta n}$ : ≤ 500 ms; 5 x $I_{\Delta n}$ : ≤ 150 ms	
Min. non-operating times		ms	NFIBK: 10 ms NFIBS: 1 x $I_{\Delta n}$ : 130 ms; 5 x $I_{\Delta n}$ : 50 ms	
Mains connection			either top or bottom	
Ambient temperature		°C	-25 ... +55 (80 A to +40 °C)	
Storage temperature		°C	-30 ... +60	
Tightening torque		Nm	2.0	

### Ordering data

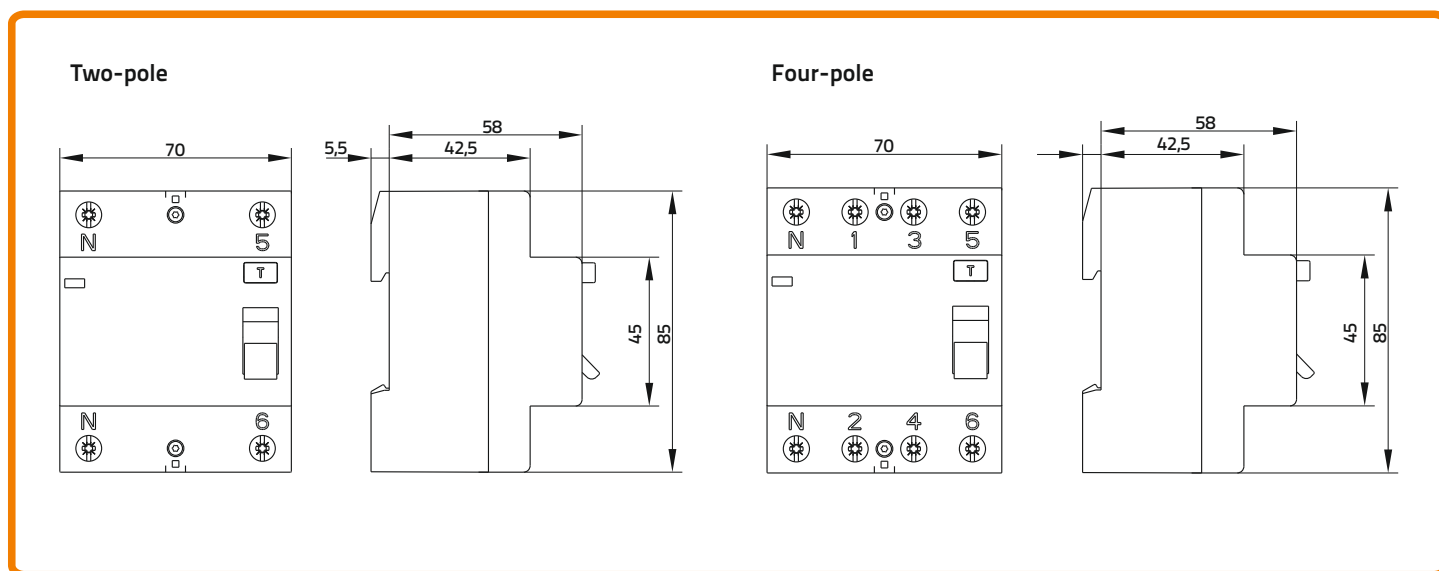


Efficient installations

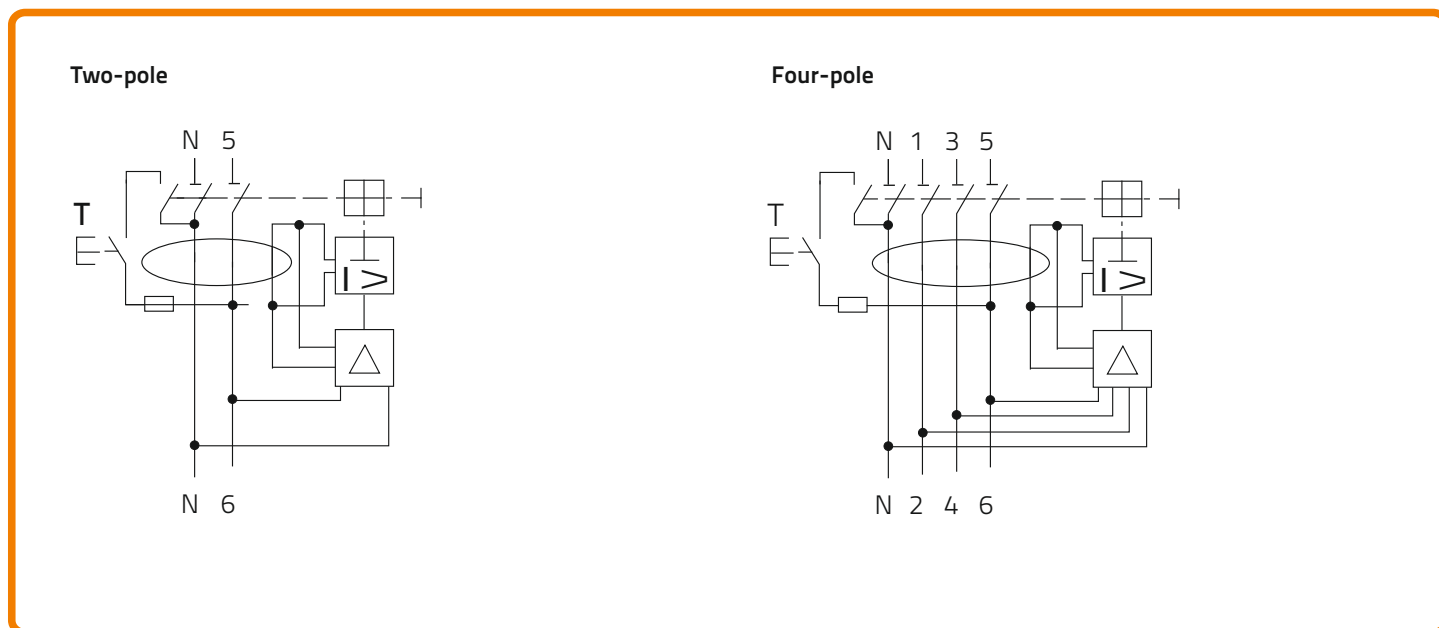
# Residual Current Circuit Breakers

## Type B - NFIB

### Dimensional drawings



### Schematics



Published by Iskra Sistemi, d. d. • Version 1.0 March 2013



**Iskra Sistemi, d. d.**  
 Stegne 21  
 SI-1000 Ljubljana, Slovenia

Phone: +386 (0) 1 51 31 000  
 Fax: +386 (0) 1 51 11 532  
[www.iskrasistemi.si](http://www.iskrasistemi.si)