

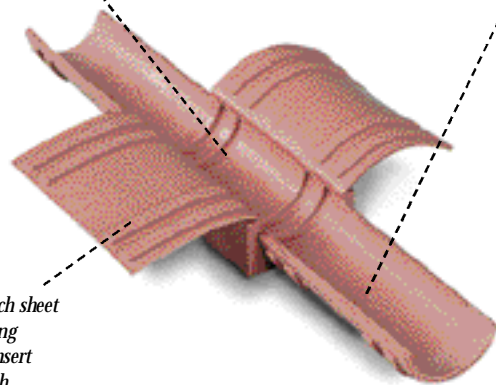
AddBlocks

There are nine AddBlocks. Using the removable inserts, "wings", each AddBlock can be made to fit any of five different cable or pipe dimensions. Both AddBlocks and inserts have sizes clearly cast into them. Together they cover 45 different pipe or cable dimensions from 3,5 to 48,5 mm. Measure the cable thickness carefully. It is important that you select the correct block and insert size. With plugs each AddBlock can be transformed into a spare block.

Inserts have four locking ridges on the underside which fit into recesses in the main block.



The AddBlocks basic dimension is given at bottom slot center, and that's the maximum cable dimension the block is designed for.

Dimensions are also clearly marked on the four insert sheets. Simply select, tear off and insert.



On the bottom of each sheet you'll find four locking devices to keep the insert in place, making each AddBlock thoroughly secure.

Nine blocks and 45 dimensions



There are nine AddBlocks and together they cover 45 pipe or cable dimensions. The length is always 60 mm and the width of the base block is 20, 30, 40 or 60 mm.

WEIGHT PER HALF (g)	ADDBLOCK DIMENSION	CABLE OR PIPE DIMENSION
23	20/4 - 8	3,5 - 8,5
23	20/9 - 13	8,5 - 13,5
45	30/14 - 18	13,5 - 18,5
43	30/19 - 23	18,5 - 23,5
71	40/24 - 28	23,5 - 28,5
62	40/29 - 33	28,5 - 33,5
150	60/34 - 38	33,5 - 38,5
136	60/39 - 43	38,5 - 43,5
128	60/44 - 48	43,5 - 48,5