

DPA M CLE RJ45B 48 (929 121)

- Ideally suited for retrofitting, protection of all lines
- Cat. 6 in the channel (class E)
- Power over Ethernet (PoE+ according to IEEE 802.3at)
- For installation in conformity with the lightning protection zone concept at the boundaries from $0_B -2$ and higher


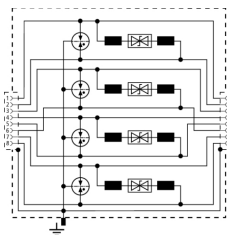
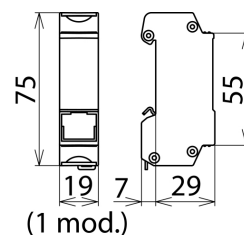


Figure without obligation



Basic circuit diagram DPA M CLE RJ45B 48



Dimension drawing DPA M CLE RJ45B 48

Universal arrester for Industrial Ethernet, Power over Ethernet (PoE+ acc. to IEEE 802.3at up to 57 V) and similar applications in structured cabling systems according to class E up to 250 MHz. Protection of all pairs by means of powerful gas discharge tubes and one adapted filter matrix per pair. Fully shielded type with sockets for DIN rail mounting (up to 1 Gbit Ethernet).

Accessories: Earthing bracket with flat connector sleeve

Type	DPA M CLE RJ45B 48
Part No.	929 121
SPD class	TYPE 2 Pi
Nominal voltage (U_N)	48 V
Max. continuous operating voltage (d.c.) (U_c)	48 V
Max. continuous operating voltage (a.c.) (U_c)	34 V
Max. continuous operating voltage (d.c.) pair-pair (PoE) (U_c)	57 V
Nominal current (I_n)	1 A
D1 Lightning impulse current (10/350 μ s) per line (I_{imp})	0.5 kA
C2 Nominal discharge current (8/20 μ s) line-line (I_n)	150 A
C2 Nominal discharge current (8/20 μ s) line-PG (I_n)	2.5 kA
C2 Total nominal discharge current (8/20 μ s) line-PG (I_n)	10 kA
C2 Nominal discharge current (8/20 μ s) pair-pair (PoE) (I_n)	150 A
Voltage protection level line-line for I_n C2 (U_p)	≤ 180 V
Voltage protection level line-PG for I_n C2 (U_p)	≤ 500 V
Voltage protection level line-line for I_n C2 (PoE) (U_p)	≤ 600 V
Voltage protection level line-line at 1 kV/ μ s C3 (U_p)	≤ 180 V
Voltage protection level line-PG at 1 kV/ μ s C3 (U_p)	≤ 500 V
Voltage protection level pair-pair at 1 kV/ μ s C3 (PoE) (U_p)	≤ 600 V
Cut-off frequency (f_c)	250 MHz
Insertion loss at 250 MHz	≤ 3 dB
Capacitance line-line (C)	≤ 30 pF
Capacitance line-PG (C)	≤ 25 pF
Operating temperature range (T_U)	-40 °C ... +80 °C
Degree of protection	IP 10
For mounting on	35 mm DIN rails acc. to EN 60715
Connection (input / output)	RJ45 socket / RJ45 socket
Pinning	1/2, 3/6, 4/5, 7/8
Earthing via	35 mm DIN rail acc. to EN 60715
Enclosure material	zinc die-casting
Colour	bare surface
Test standards	IEC 61643-21 / EN 61643-21 / UL 497B
Approvals	CSA, UL, GHMT, EAC
Accessories	fixing material
Weight	123 g
Customs tariff number	85363010
GTIN	4013364118935
PU	1 pc(s)

We reserve the right to introduce changes in performance, configuration and technology, dimensions, weights and materials in the course of technical progress. The figures are shown without obligation.